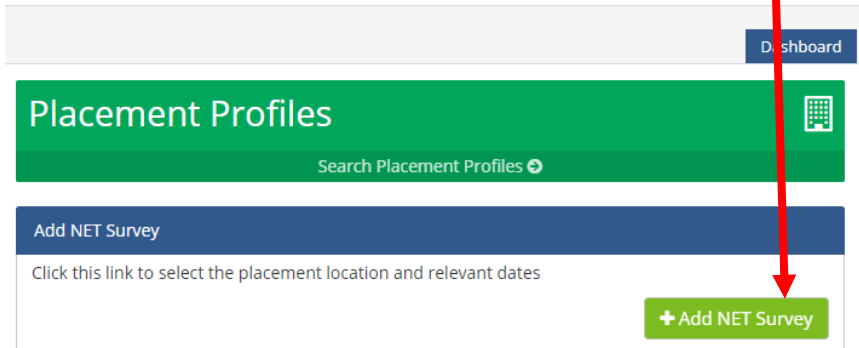
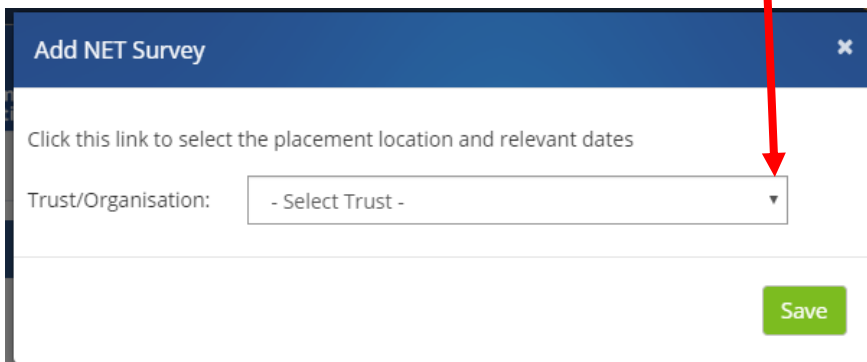


How to complete a placement evaluation in PARE

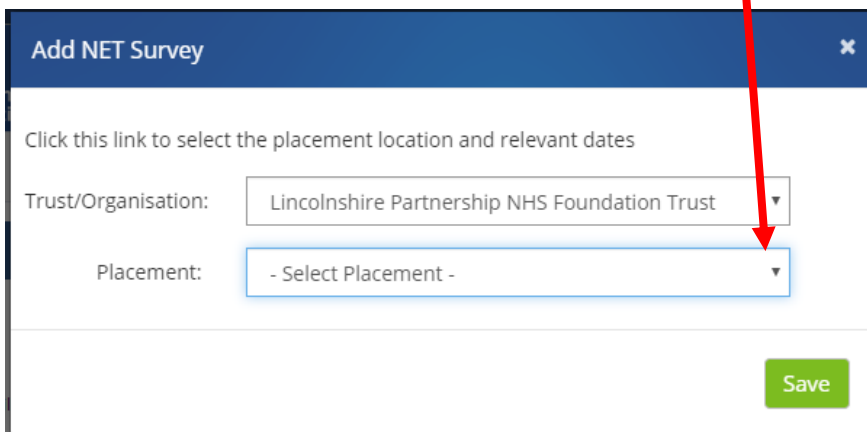
Login in to your PARE account. On the dashboard click on this link:



In the next box, select the trust/organisation from the drop down arrow that the placement you are evaluating belongs to:



For example, if you want to complete an evaluation for Grimsby CAMHS placement, select Lincolnshire Partnership NHS Foundation Trust from the trust/organisation list then select Grimsby CAMHS from the 'Select Placement' drop down arrow:



Complete the start and end date of the placement and click save:

Add NET Survey

Click this link to select the placement location and relevant dates

Trust/Organisation: Lincolnshire Partnership NHS Foundation Trust

Placement: Grimsby CAMHS

Start Date: Start Date

End Date: End Date

Save

You can now proceed to complete the evaluation. Please ensure that you read the survey questions carefully and complete the evaluation fully. Where it requires an explanation to support a response you must complete the text box. The survey will alert you if you have not fully completed the evaluation so please complete any missing fields if prompted. Your evaluation will not be fully submitted until all the survey questions and text boxes have been completed.