

Fixed Versus Random Effects in Panel Models

Unemployment-inflation Trade-offs in OECD Countries:
Lessons from Panel data and Theories of Unemployment

Specification of the Panel Data Model

$$u_{i,t} = \beta_{0,i,t} + \beta_{1,i,t} \pi_{i,t} + e_{i,t}$$

$$e_{i,t} \sim N(0, \sigma_i^2)$$

$$\beta_{1,OLS} = \frac{\sum_i \sum_t (\pi_{i,t} - \bar{\pi})(u_{i,t} - \bar{u})}{\sum_i \sum_t (\pi_{i,t} - \bar{\pi})^2} = \frac{t_{xy}}{t_{xx}}$$

$$t_{xy} = \sum_i \sum_t (\pi_{i,t} - \bar{\pi})(u_{i,t} - \bar{u}) = \sum_i \sum_t (\pi_{i,t} - \bar{\pi}_i + \bar{\pi}_i - \bar{\pi})(u_{i,t} - \bar{u}_i + \bar{u}_i - \bar{u})$$

$$\sum_i \sum_t ((\pi_{i,t} - \bar{\pi}_i)(u_{i,t} - \bar{u}_i)) + T \sum_i (\bar{\pi}_i - \bar{\pi})(\bar{u}_i - \bar{u}) = W_{xy} + b_{xy}$$

Specification of the Panel Data Model

Between Group Effect

$$\hat{\beta}_b = \frac{\sum (\pi_{i,t} - \bar{\pi})(u_{i,t} - \bar{u})}{\sum (\pi_{i,t} - \bar{\pi})^2}$$

Within Group Effect

$$\hat{\beta}_W = \frac{\sum_i (\pi_{i,t} - \bar{\pi}_t)(u_{i,t}^t - \bar{u}_t)}{\sum_i (\pi_{i,t} - \bar{\pi}_t)^2}$$

$$t_{xx}\beta_{OLS} = t_{xy} = W_{xy} + b_{xy} = \hat{\beta}_W \frac{W_{xx}}{W_{xx} + b_{xx}} + \hat{\beta}_W \frac{b_{xx}}{W_{xx} + b_{xx}}$$

$$u_{i,t} = \alpha_{1,1}D_{1,i} + \alpha_{1,2}D_{2,i} + \dots + \alpha_{1,m}D_{m,i} + \alpha_{1,i}\pi_{i,t} + e_{i,t}$$

Dynamic Panel

$$u_{i,t} = \beta_{0,i,t} + \beta_{1,i,t}\pi_{i,t} + \gamma_{1,i}u_{i,t-1} + e_{i,t}$$

Determinants of Unemployment in OECD economies: Results from a Static Panel Data Model (OLS Estimation)

	Coefficient	Std.Error	t-value	t-prob
CPI	-0.0259	0.0010	-25.2000	0.0000
Australia	0.2600	0.0063	41.1000	0.0000
Austria	-0.1519	0.0039	-38.6000	0.0000
Belgium	-0.0252	0.0033	-7.7400	0.0000
Canada	0.0238	0.0004	58.8000	0.0000
Check Rep.	-0.2657	0.0052	-51.4000	0.0000
Denmark	0.2006	0.0000	5525.0000	0.0000
EU	0.2218	0.0053	42.0000	0.0000
Spain	0.6856	0.0117	58.6000	0.0000
Finland	0.2310	0.0030	76.9000	0.0000
France	0.1317	0.0014	96.6000	0.0000
Germany	0.0372	0.0001	432.0000	0.0000
Great Britain	0.4365	0.0059	74.0000	0.0000
Ireland	0.5869	0.0037	157.0000	0.0000
Italy	0.5947	0.0114	52.2000	0.0000
Japan	-0.0560	0.0100	-5.6100	0.0000
Luxumberg	-0.0798	0.0031	-25.6000	0.0000
Mexico	5.3772	0.0162	332.0000	0.0000
Netherland	0.0019	0.0085	0.2280	0.8200
Norway	0.1489	0.0033	45.5000	0.0000
NewZealand	0.4810	0.0095	50.8000	0.0000
Portugal	1.3950	0.0201	69.3000	0.0000
Sweden	0.0697	0.0086	8.1100	0.0000
USA	0.0000			
Constant	3.0476	0.0728	41.9000	0.0000

Sigma	1.766	sigma^2 3.119479	
R^2	0.427		
RSS	9105.75 9	TSS 15881.454959	
no. of observations	2944	no. of parameters 25	

Unemployment rate and inflation:
 results from the Dynamic Panel Estimation from the OECD economies (GMM estimations)

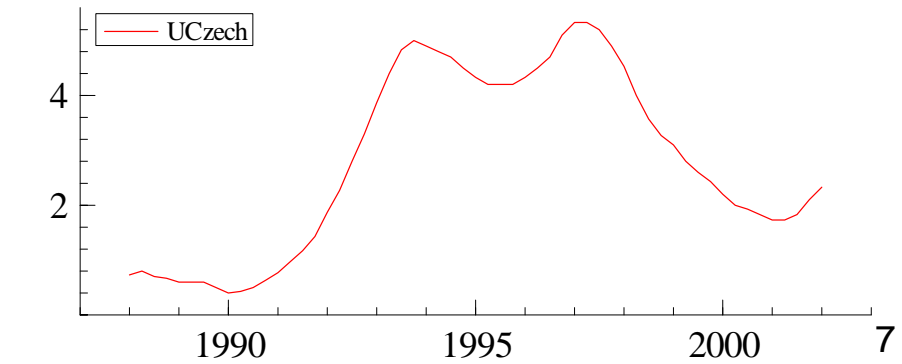
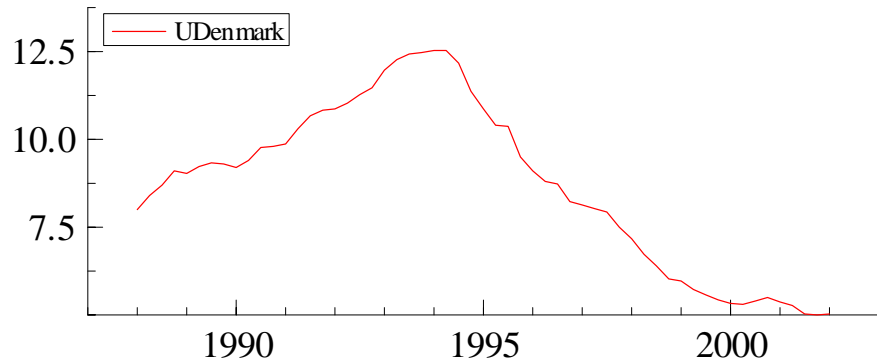
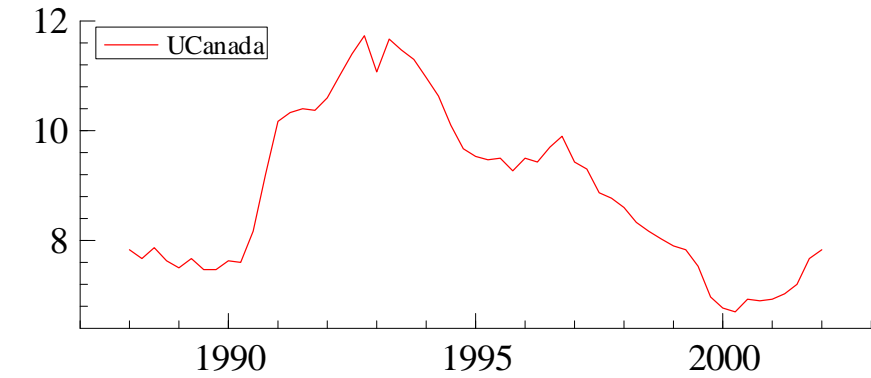
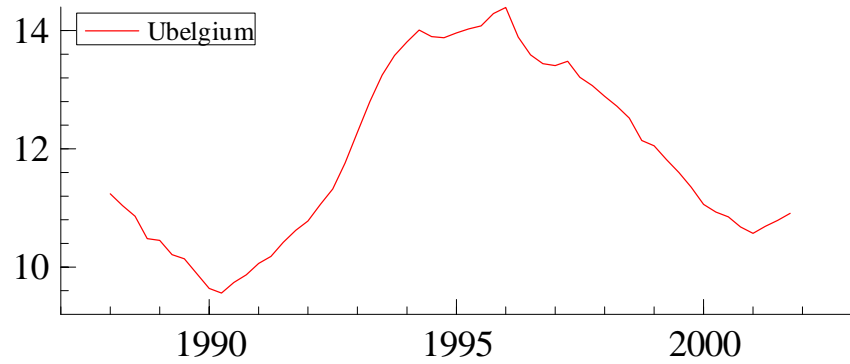
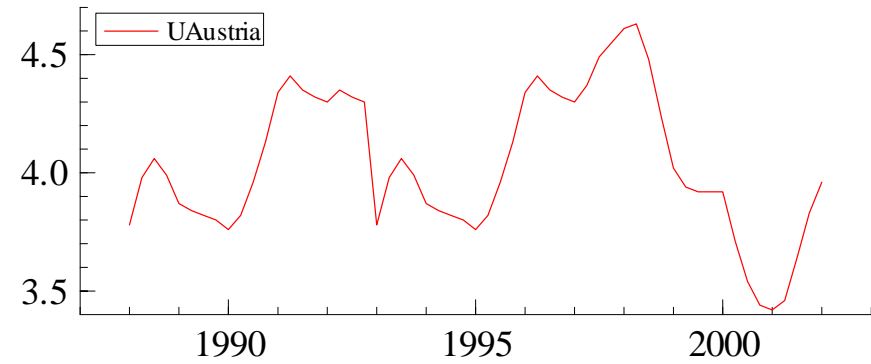
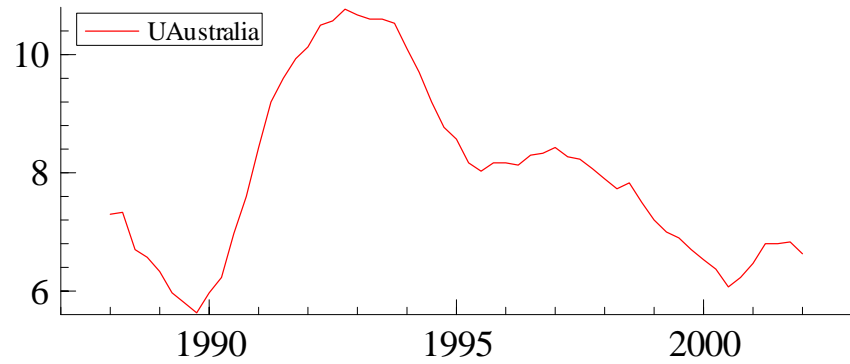
	Coefficient	Std.Error	t-value	t-prob
Unemp(-1)	0.3947	0.1049	3.7600	0.0000
Time(-1)	0.0334	0.0032	10.3000	0.0000
Australia	-0.1658	0.0112	-14.7000	0.0000
Austria	0.1740	0.0156	11.1000	0.0000
Belgium	0.1706	0.0171	9.9600	0.0000
Canada	0.0262	0.0045	5.7800	0.0000
Che	0.2357	0.0221	10.7000	0.0000
Denmark	0.0839	0.0143	5.8900	0.0000
EU	-0.1230	0.0079	-15.6000	0.0000
Spain	-0.1886	0.0178	-10.6000	0.0000
Finland	0.0036	0.0106	0.3380	0.7350
France	0.0451	0.0117	3.8600	0.0000
Germany	0.0368	0.0063	5.8300	0.0000
Great Britain	-0.0716	0.0132	-5.4100	0.0000
Ireland	0.0443	0.0254	1.7400	0.0820
Italy	-0.2162	0.0156	-13.9000	0.0000
Japan	0.5464	0.0612	8.9300	0.0000
Luxumberg	0.1478	0.0150	9.8400	0.0000
Mexico	1.2529	0.2865	4.3700	0.0000
Netherland	0.3800	0.0370	10.3000	0.0000
Norway	-0.0797	0.0051	-15.5000	0.0000
NewZealand	-0.1538	0.0144	-10.6000	0.0000
Portugal	-0.1331	0.0538	-2.4700	0.0130
Sweden	-0.2738	0.0216	-12.7000	0.0000
USA	0.0000			
CPI	1.0005	0.1682	5.9500	0.0000
CPI(-1)	-1.0557	0.1741	-6.0600	0.0000
Constant	1.7581	0.2570	6.8400	0.0000

Sigma	1.266	Singma [^] 2	1.603	
R [^] 2	0.7075527			
RSS	4638.684	TSS	15861.60 9	
no. of observations	2921 no.	No.of parameters		28

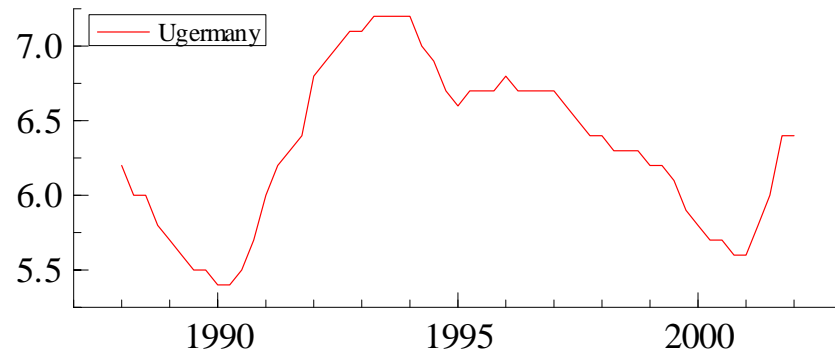
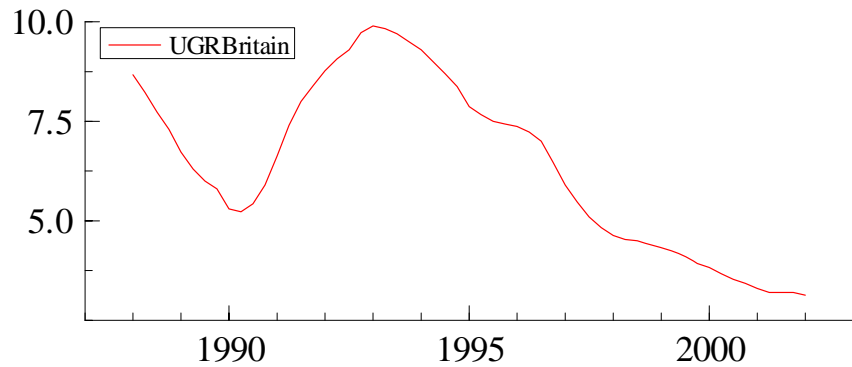
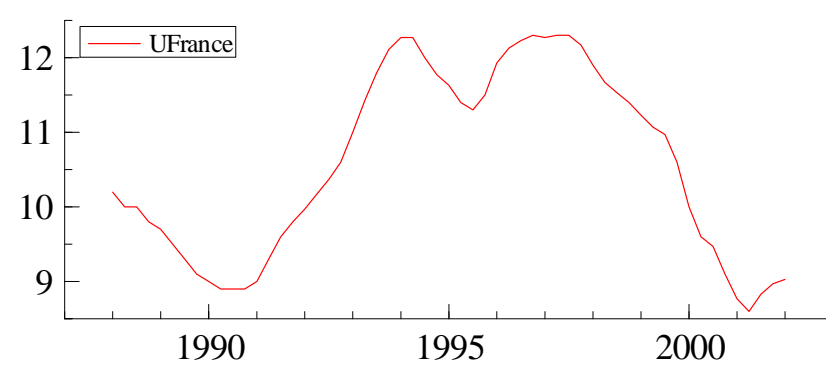
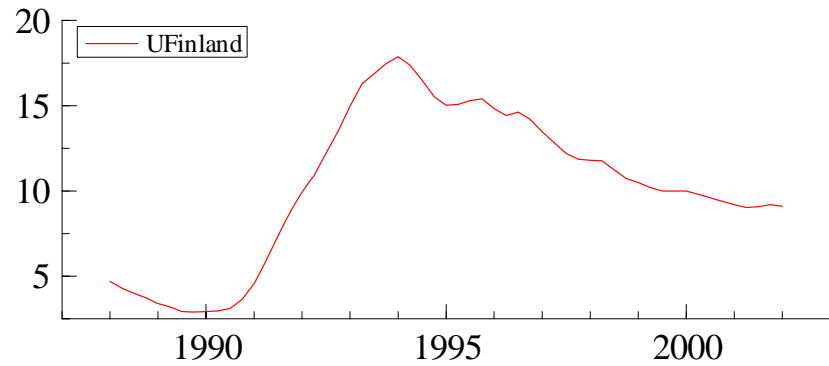
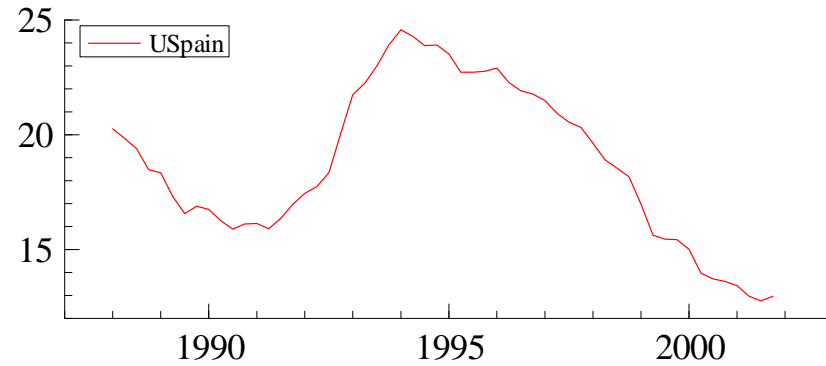
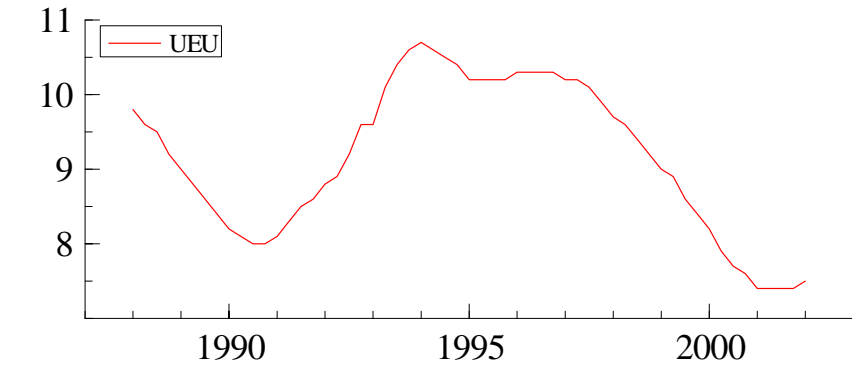
Literature Review

- Keynes (1936), Hicks (1937)
- Phillips (1958) studies 1861-1957, Lipsey (1960)
- Phelps (1968) Friedman's (1968)
- Lucas and Rapping (1969), Lucas (1976) Brunner et. al. (1976)
- Layard and Nickell (1986, 1990) and Blanchflower and Oswald (1994), Cross (1988), Hoon (2001) Manning (1995) Mankiw (1985), Dixon (1988), Ball and Romer (1990), Blanchard. and Summers (1986)
- McDonal and Solow (1981), Dixon (1988), Lockwood and Manning (1989), Lockwood, Miller and Zhang (1998), Nickell (1993, 1998)).
- Kydland and Prescott (1982) Summers (1988)
- Caballero and Hammour (1994) and Pissarides (2000)
- Bianchi and Zoega (1998)
- Hutchinson and Walsh (1998)
- Nickell (1998), Phelps and Zoega (1998), Madsen (1998), Cross (1988) King (2004)
- Yellen (1984) Nickell and Quintini (2003) Lindebeck and Snower. (1988)

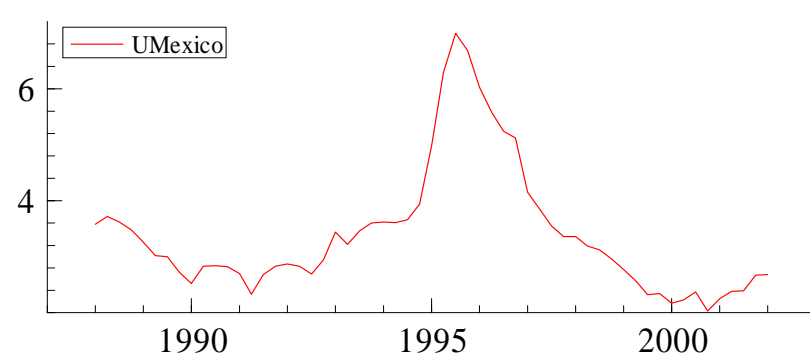
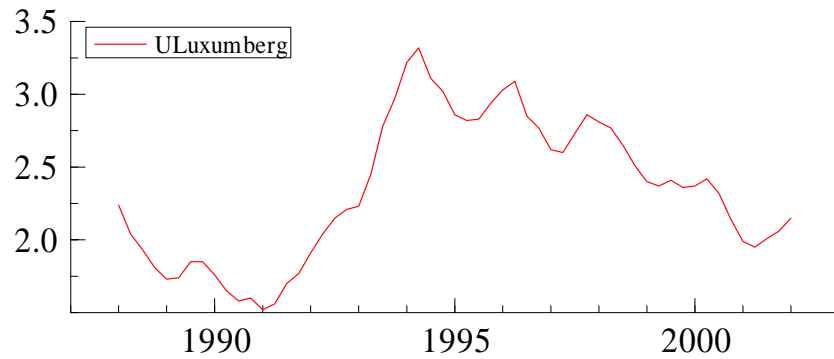
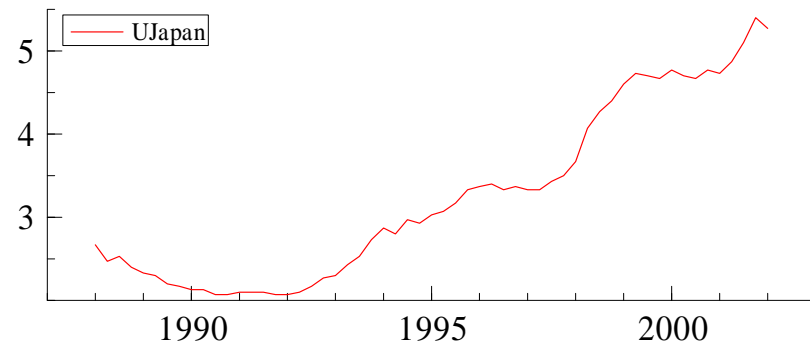
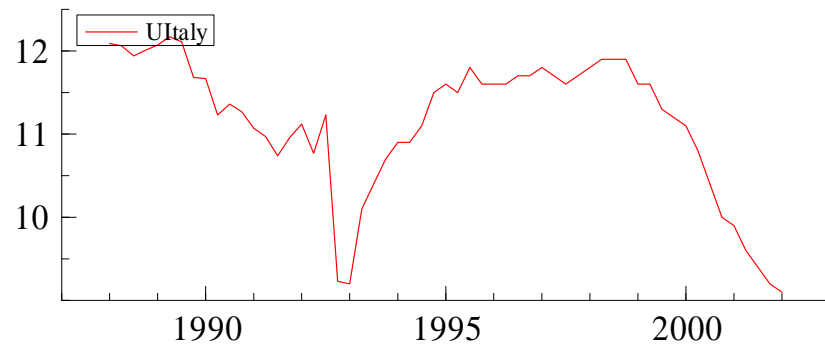
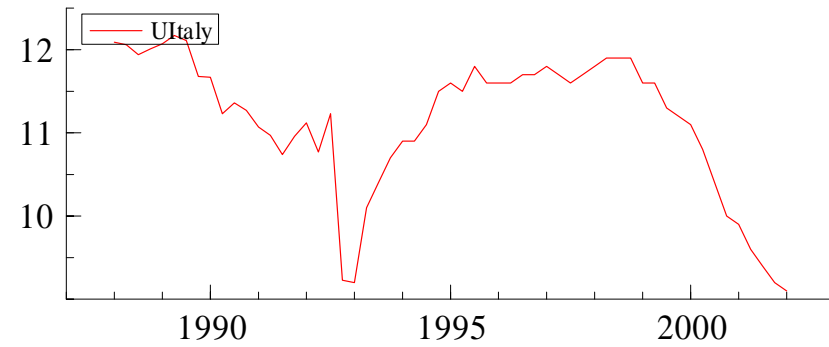
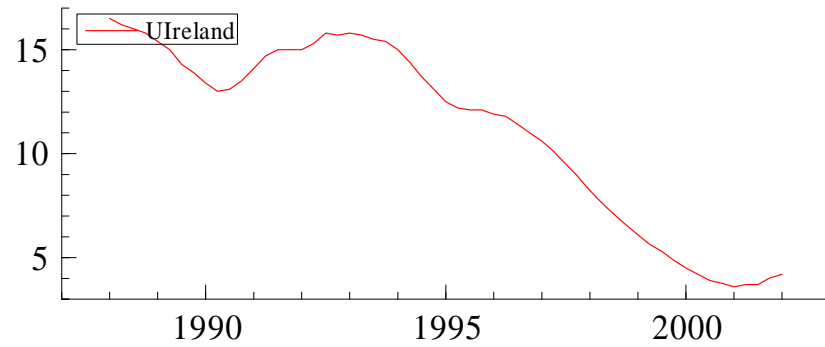
Unemployment Rates in OECD Economies: 1988:1-2002:1



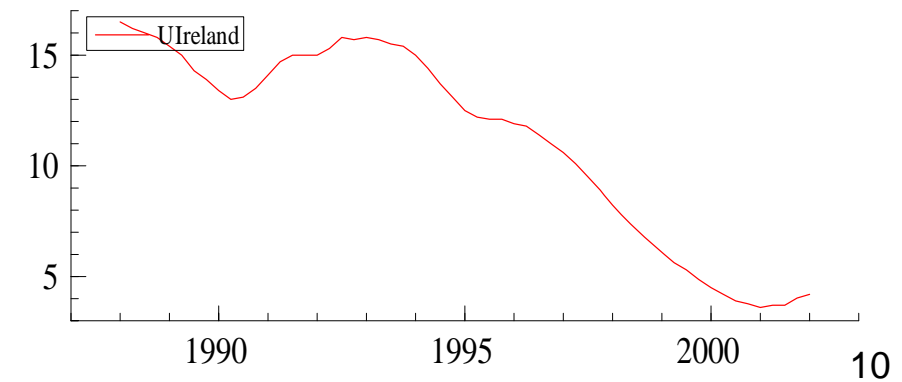
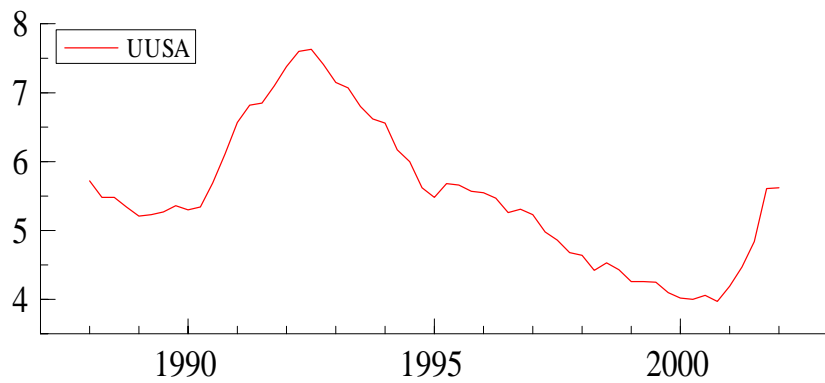
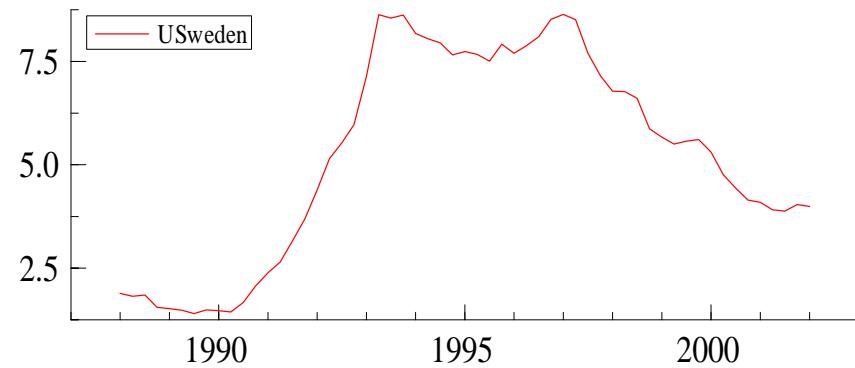
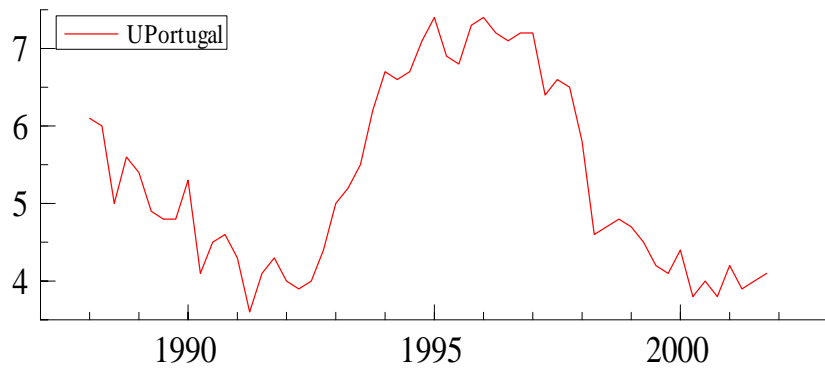
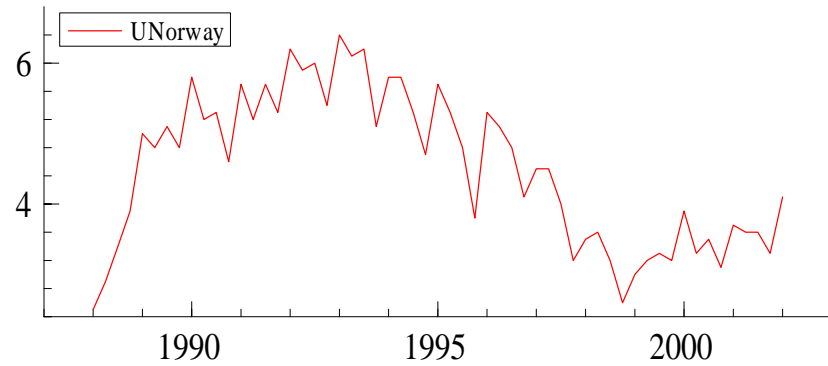
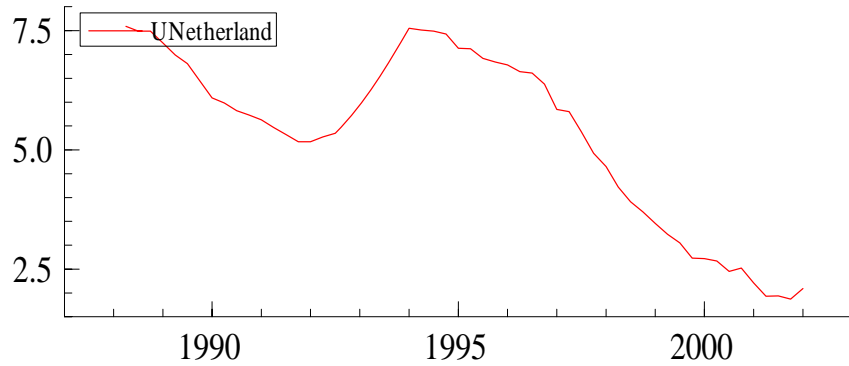
Unemployment Rates in OECD Economies: 1988:1-2002:1



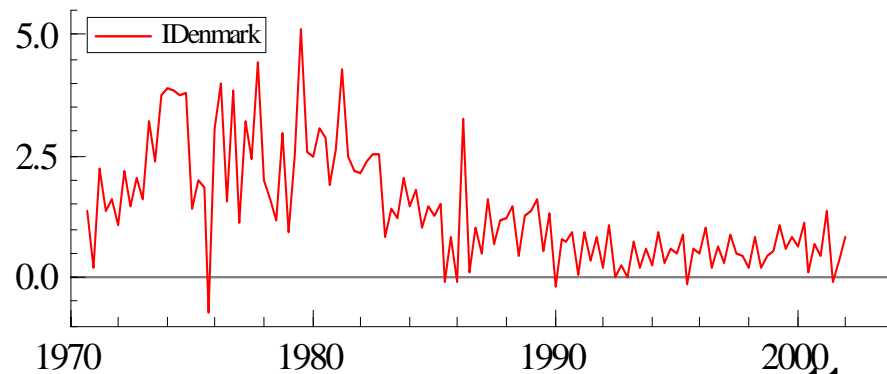
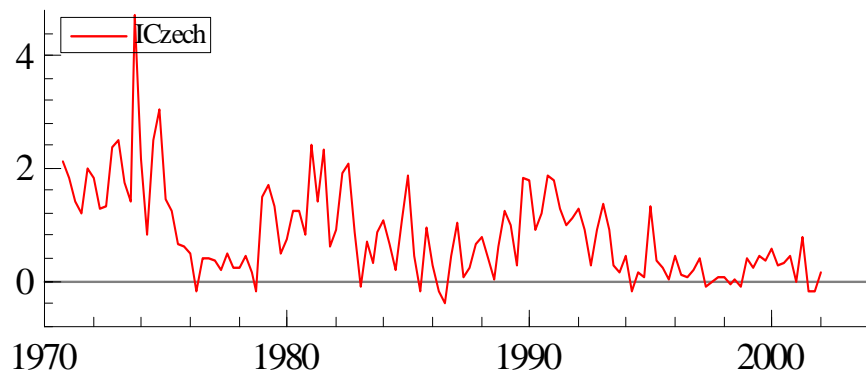
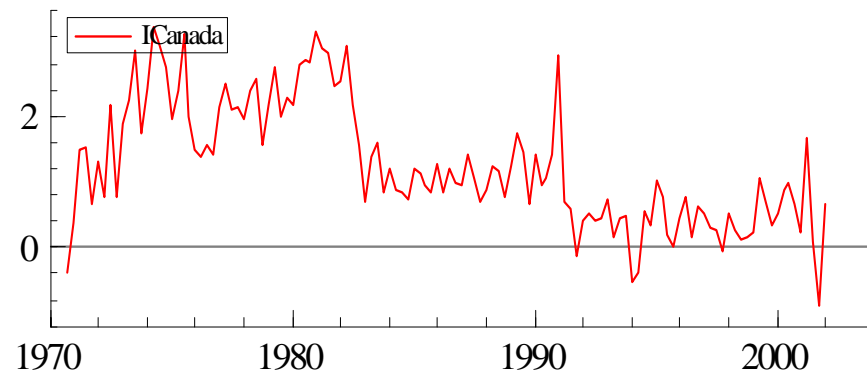
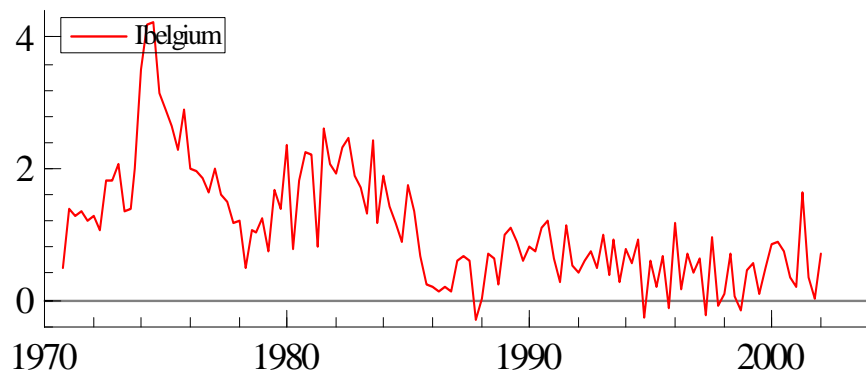
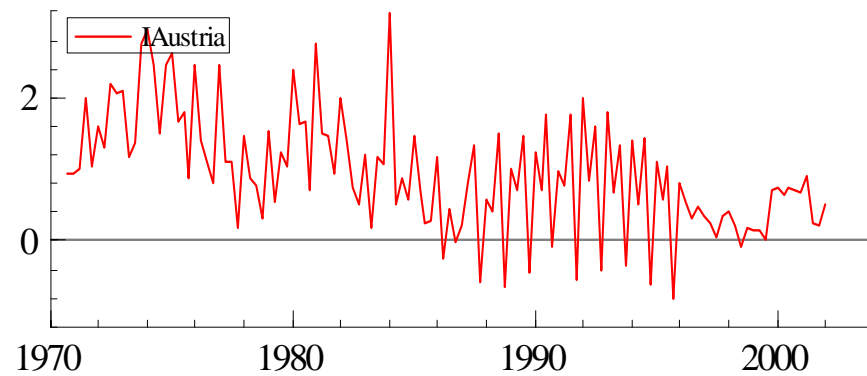
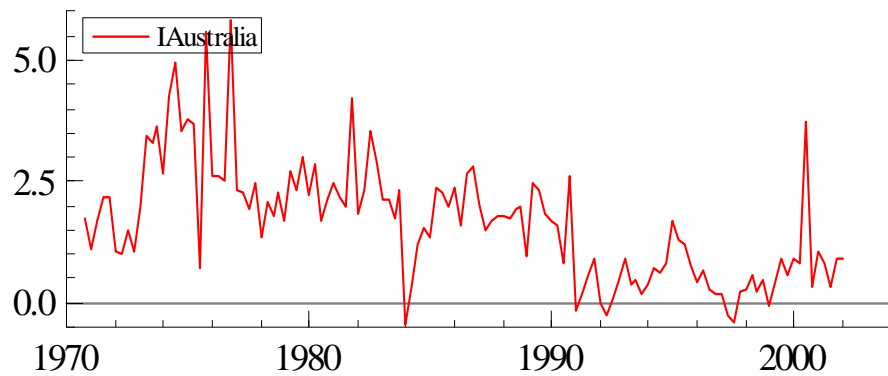
Unemployment Rates in OECD Economies: 1988:1-2002:1



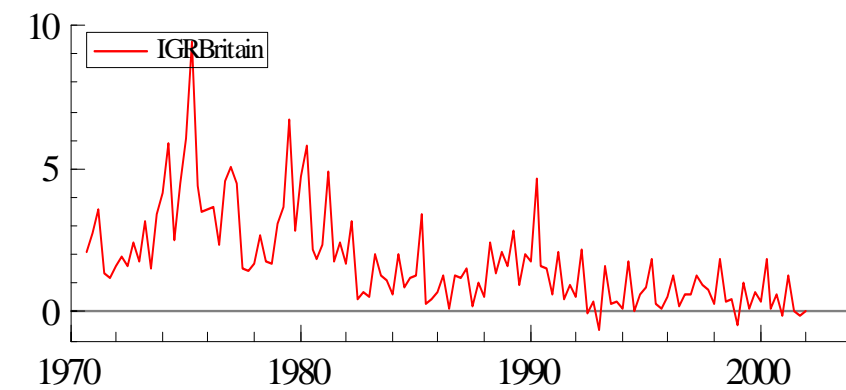
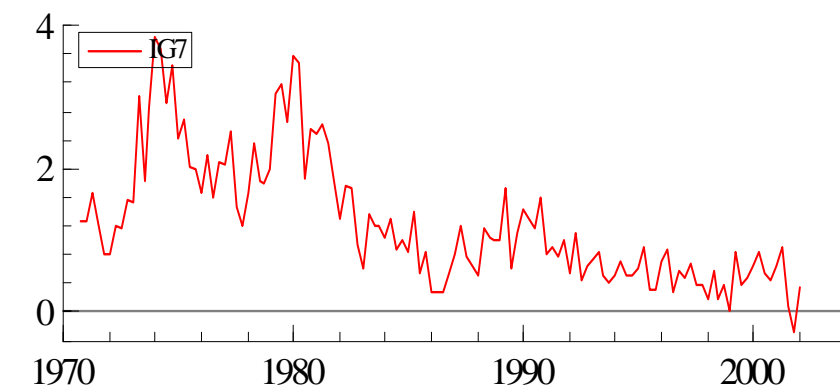
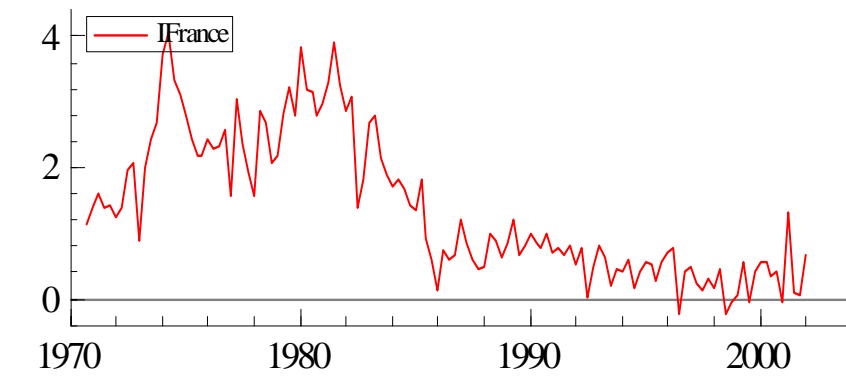
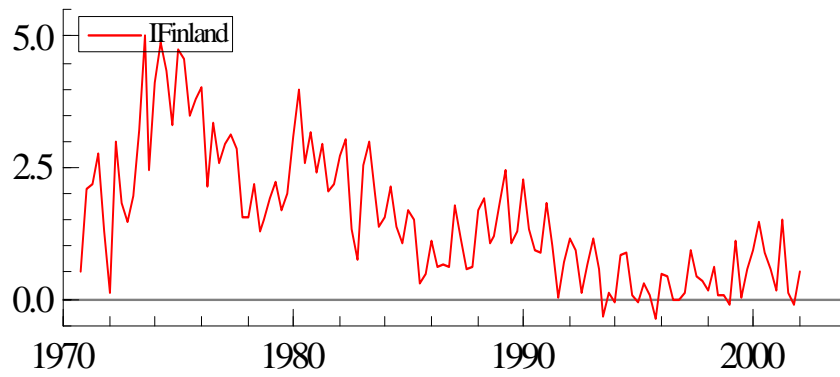
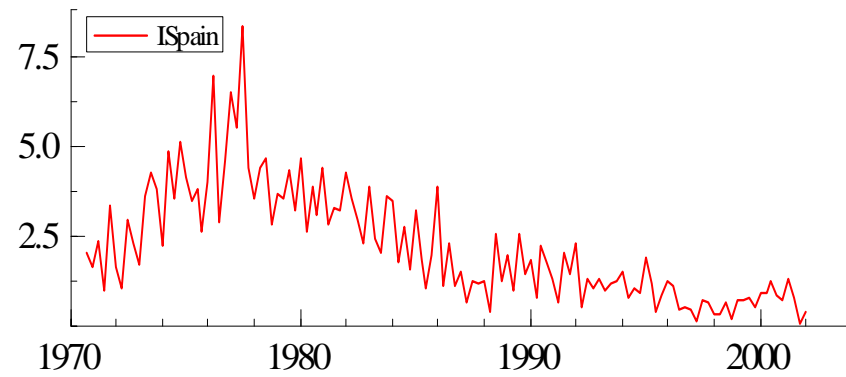
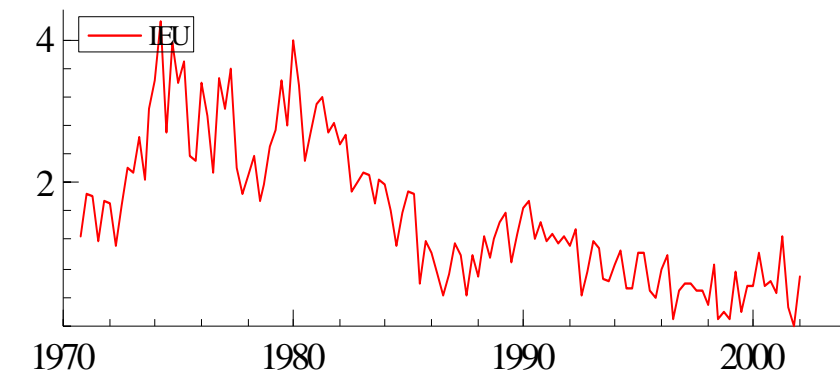
Unemployment Rates in OECD Economies: 1988:1-2002:1



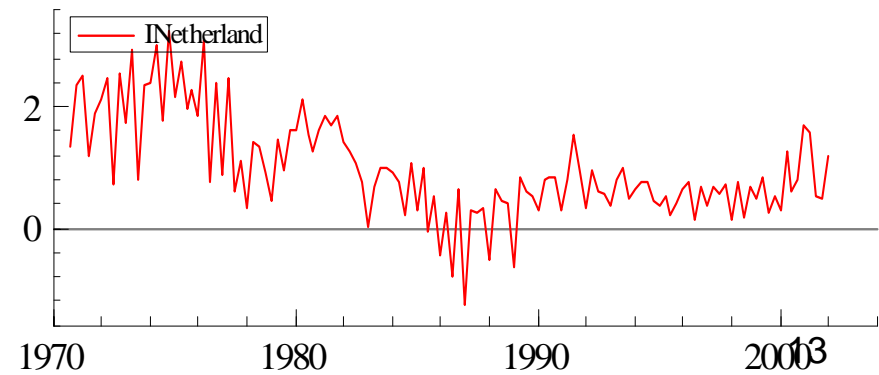
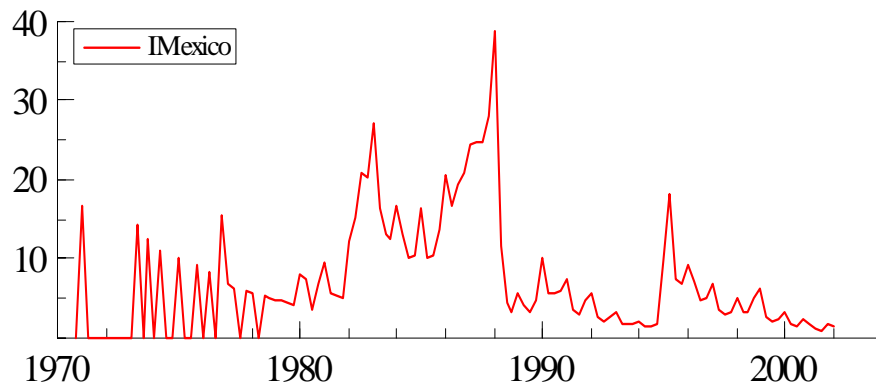
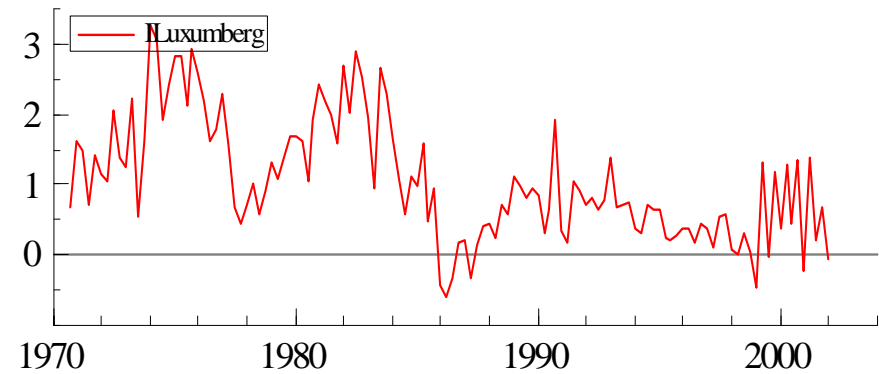
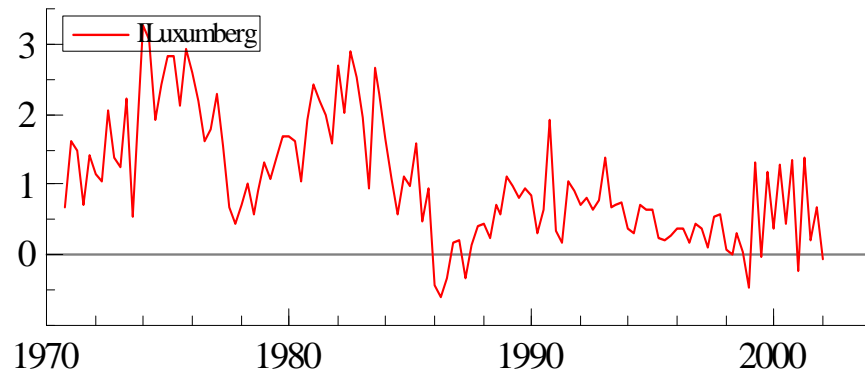
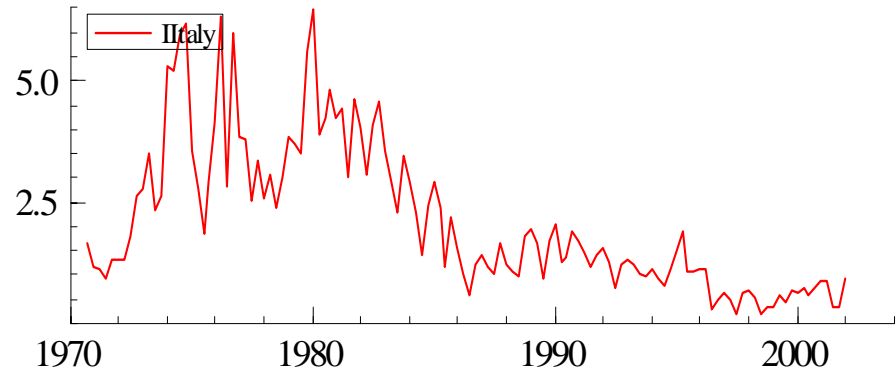
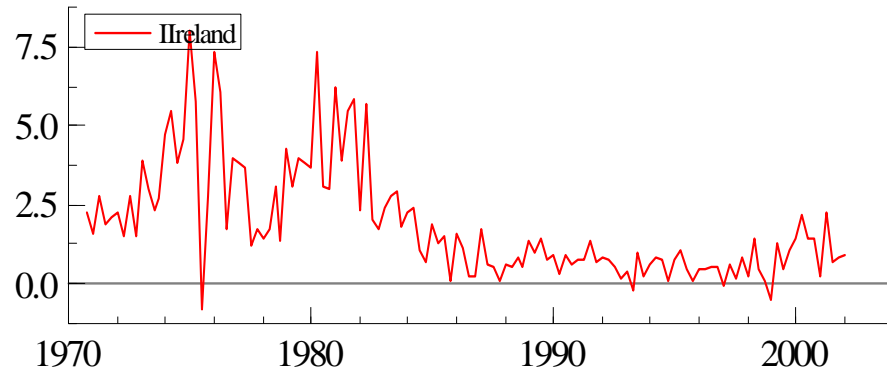
Quarterly Inflation Rates in OECD Economies: 1970:1-2002:1



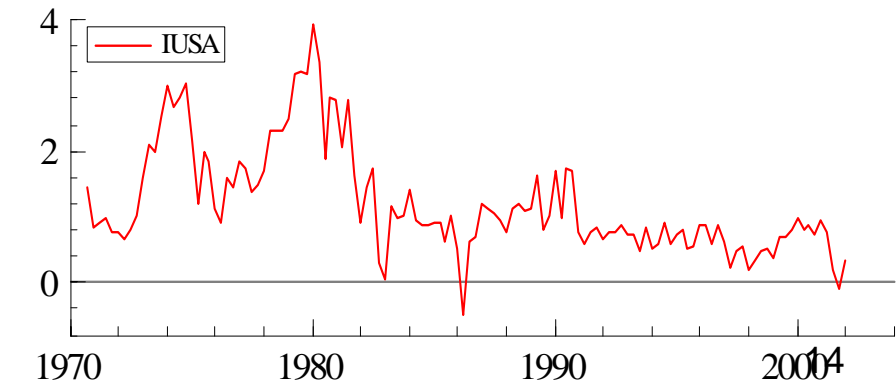
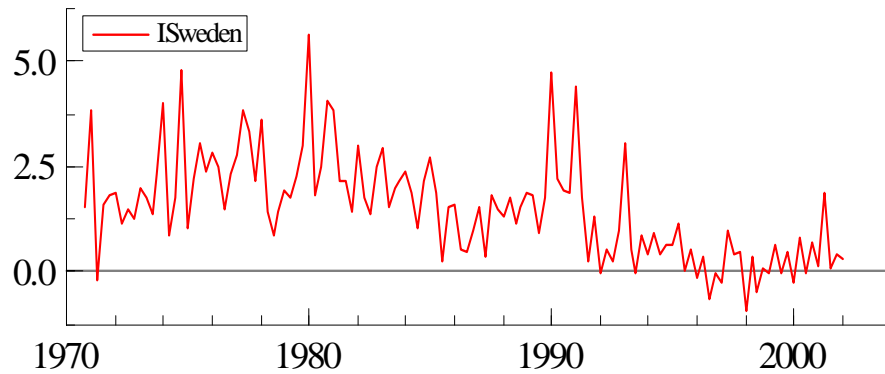
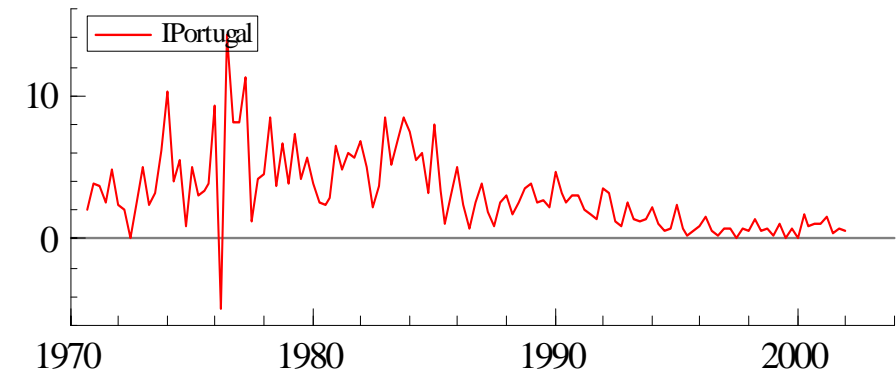
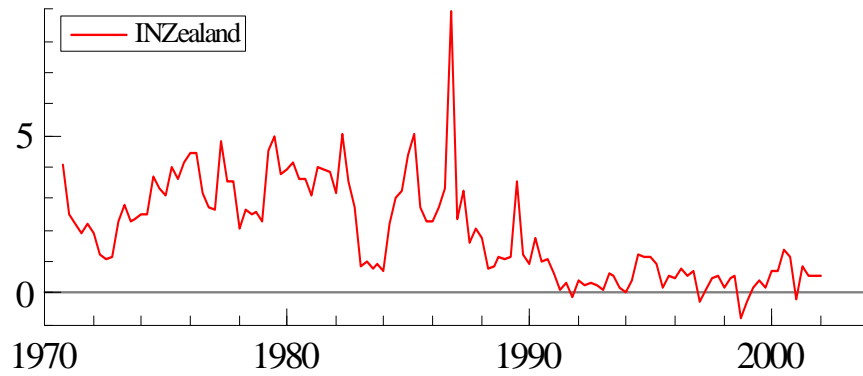
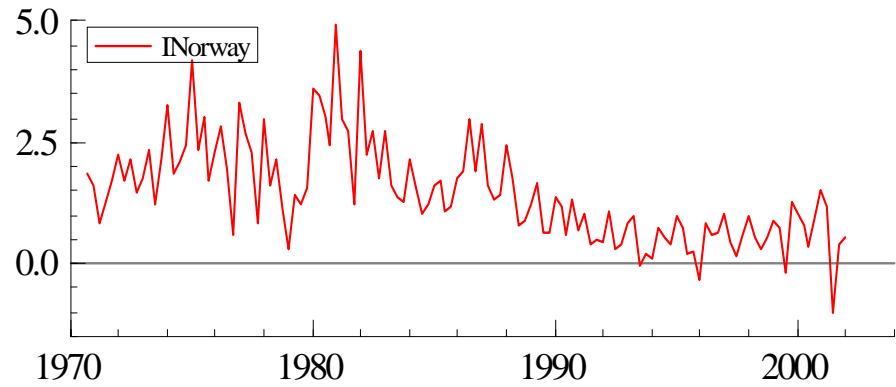
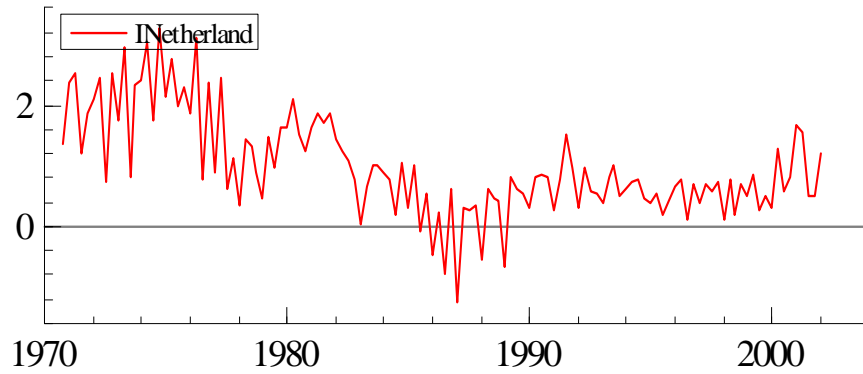
Quarterly Inflation Rates in OECD Economies: 1970:1-2002:1



Quarterly Inflation Rates in OECD Economies: 1970:1-2002:1



Quarterly Inflation Rates in OECD Economies: 1970:1-2002:1



Derivation of Expectation Augmented Phillips Curve from Aggregate Supply

AS:
$$P_t = P_t^e + a(Y_t - Y_n) \quad (1)$$

Subtract P_{t-1} from both sides:

$$P_t - P_{t-1} = P_t^e - P_{t-1} + a(Y_t - Y_n) \quad (2)$$

$$\pi_t = \pi_t^e + a(Y_t - Y_n) \quad (3)$$

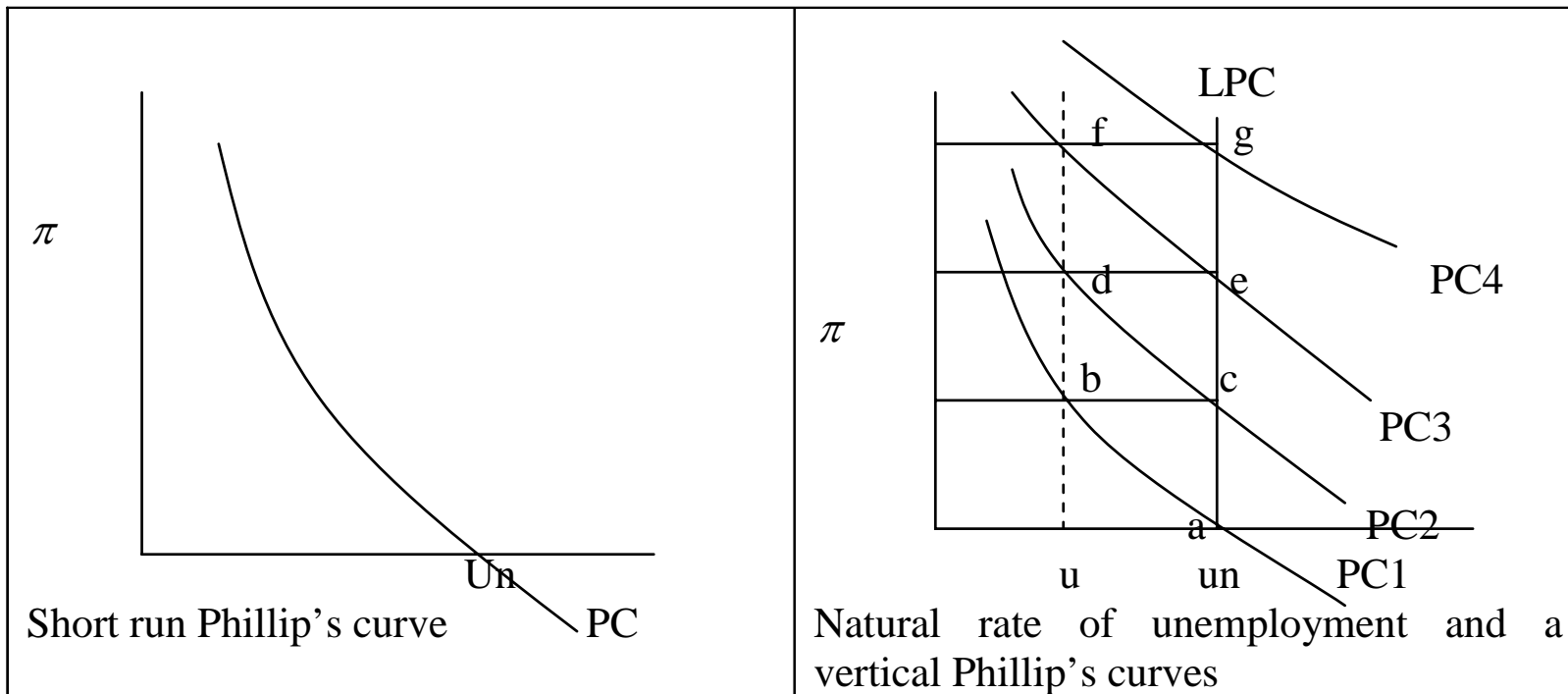
OKun's Curve:
$$(Y_t - Y_n) = -k(u_t - u_n) \quad (4)$$

Expectation Augmented Phillips' Curve:

$$\pi_t = \pi_t^e - ak(u_t - u_n) \quad (5)$$

Phillips Curve and Expectation Augmented PC (NAIRU)

$$\pi_t = \pi^e - b(u_t - u_n)$$



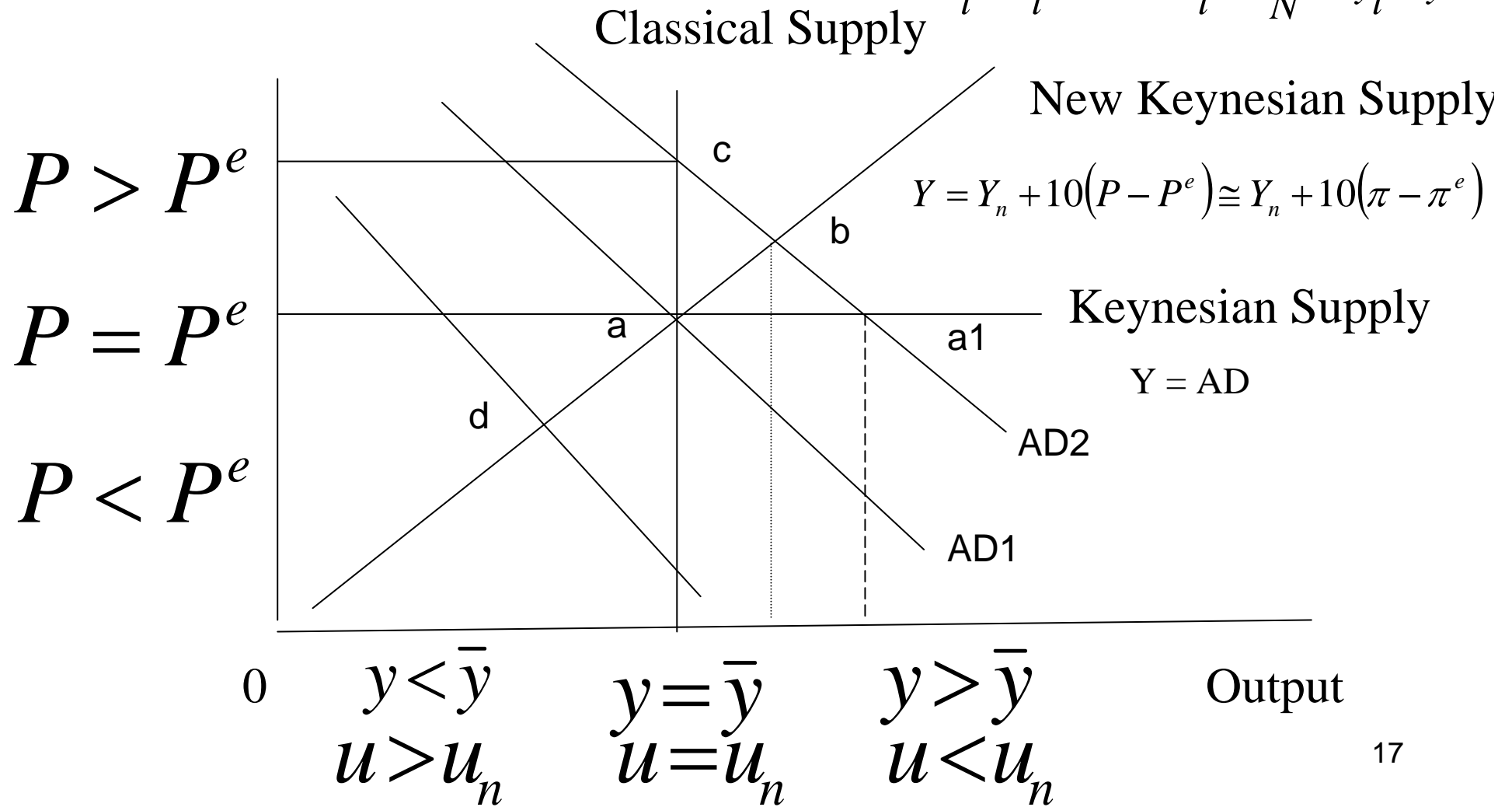
Classical, Keynesian and New Keynesian Aggregate Supply curves

Supply curves

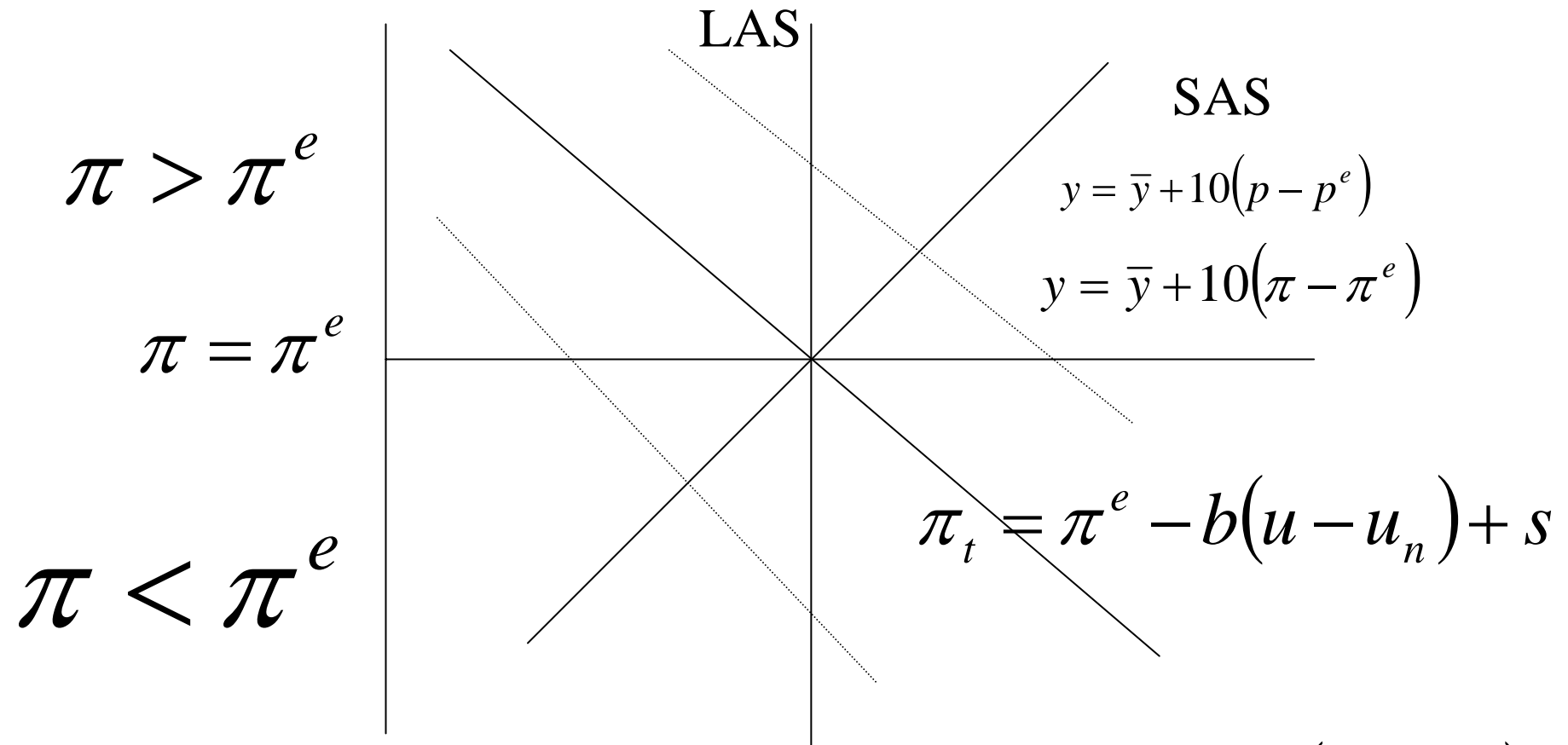
$$P_t > P_t^e \Rightarrow u_t < u_N \Rightarrow y_t > \bar{y}$$

$$P_t < P_t^e \Rightarrow u_t > u_N \Rightarrow y_t < \bar{y}$$

$$P_t = P_t^e \Rightarrow u_t = u_N \Rightarrow y_t = \bar{y}$$



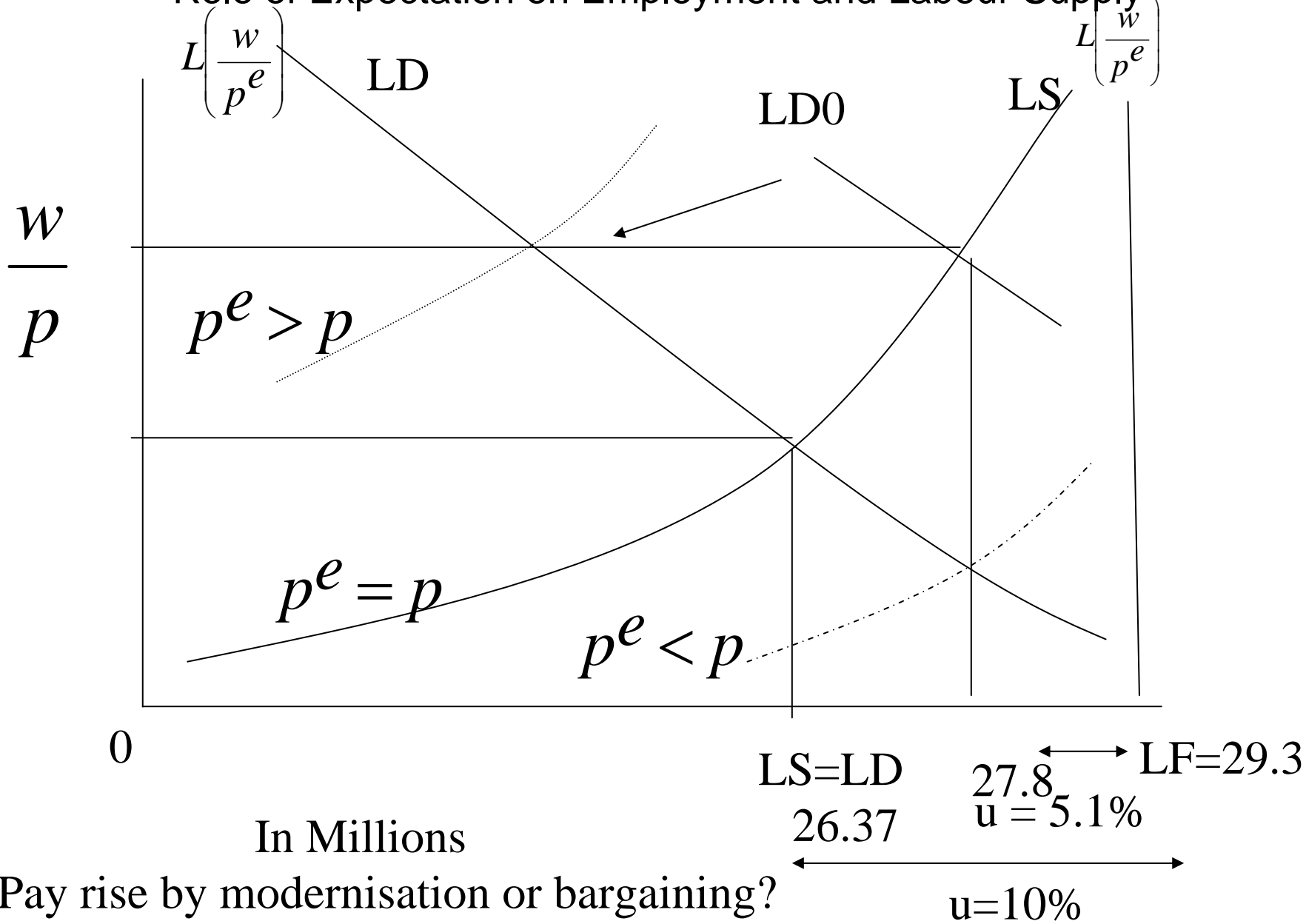
Aggregate Supply, Inflation and natural rate of unemployment hypothesis



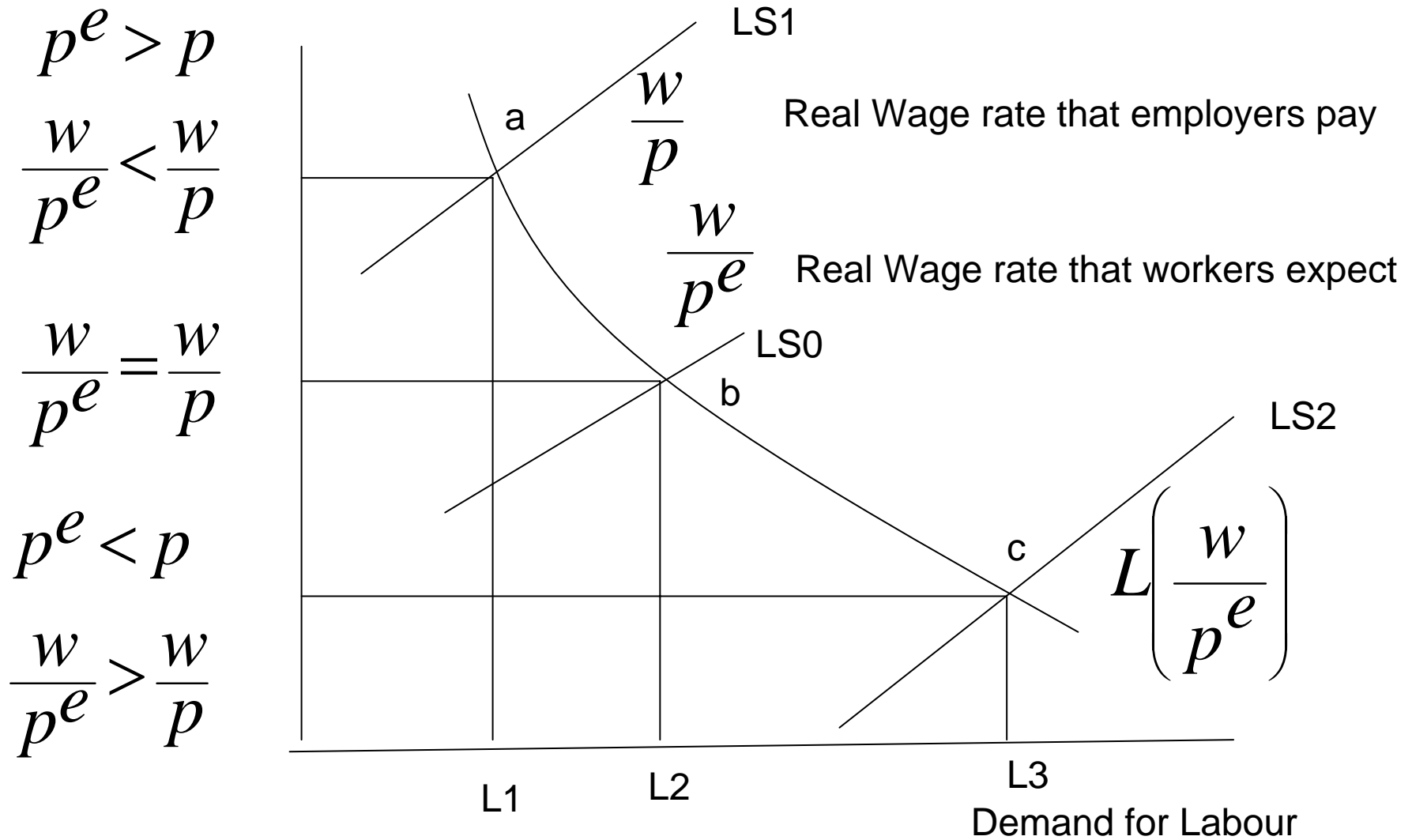
Summary:

	o	$y < \bar{y}$	$y = \bar{y}$	$y > \bar{y}$	$(u - u_n)$
$\pi_t > \pi_t^e \Rightarrow$	$u_t < u_N \Rightarrow$	$y_t > \bar{y}$	$u > u_n$	$u = u_n$	$u < u_n$
$\pi_t < \pi_t^e \Rightarrow$	$u_t > u_N \Rightarrow$	$y_t < \bar{y}$			
$\pi_t = \pi_t^e \Rightarrow$	$u_t = u_N \Rightarrow$	$y_t = \bar{y}$			

Role of Expectation on Employment and Labour Supply



When Expected Price Level is Higher than Actual Price it Reduces the Supply of Labour

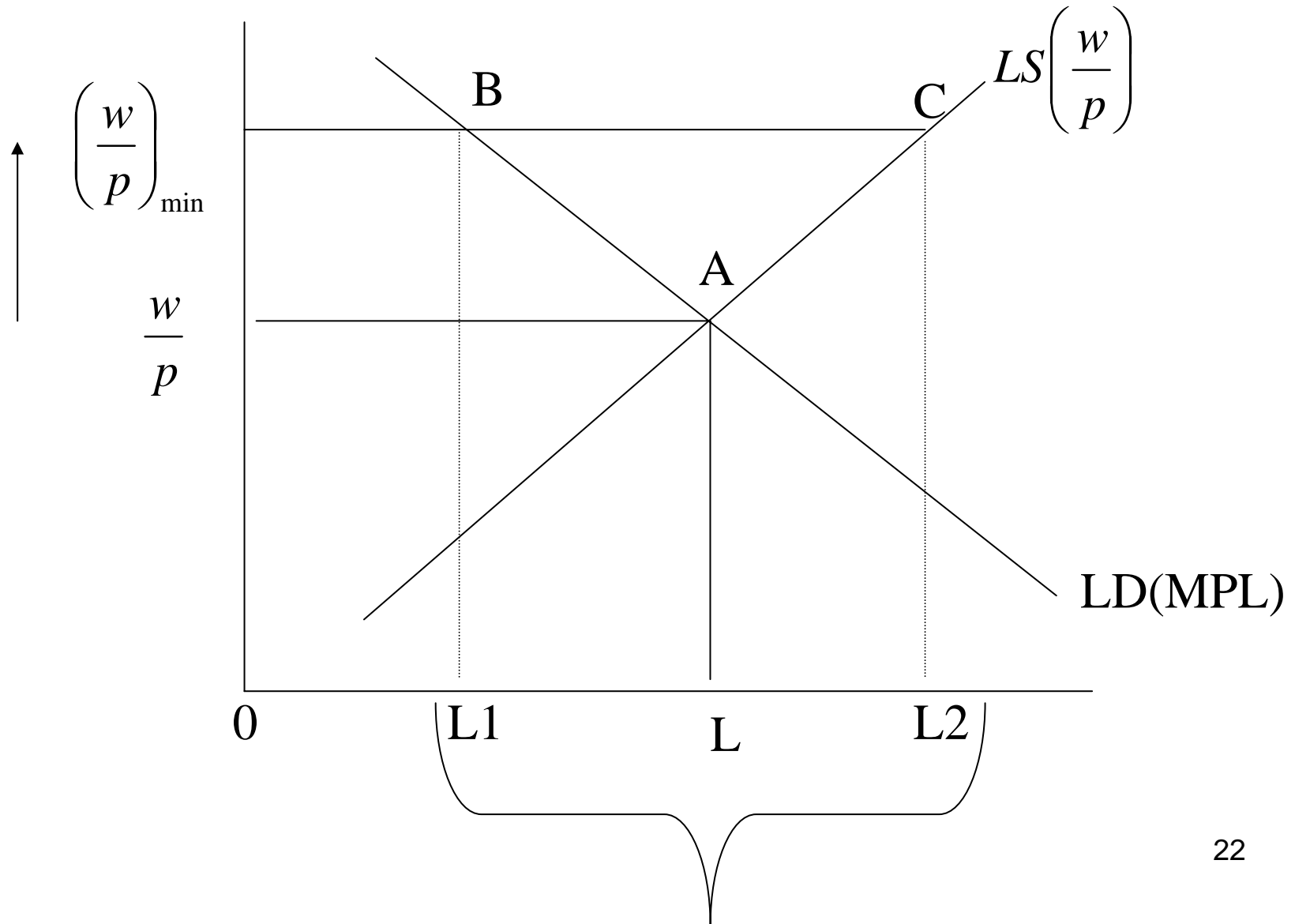


a: low employment equilibrium b: original equilibrium c: high employment equilibrium

Four Theories of Unemployment

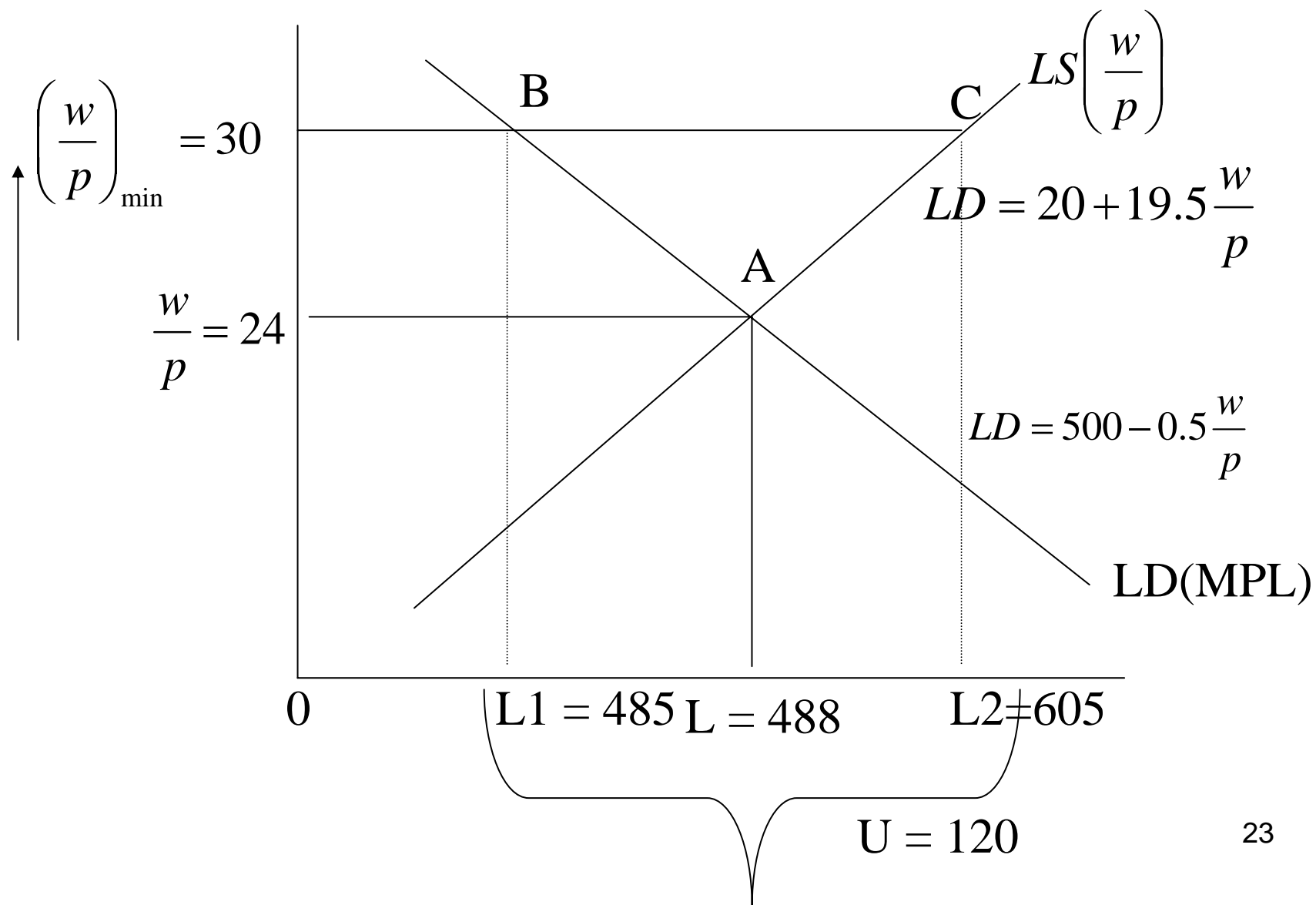
1. Unemployment in the Classical Model
2. Insider-outsider theory:
 - i. individual and collective labour supply
 - ii. wage setting and price setting
3. Efficiency wage theory:
 - i. no shirking,
 - ii. no turnover costs
 - iii. nourishment
 - iv. adverse selection
4. Frictional and structural unemployment model: Search and job mismatch theory
5. Individual and collective labour supply model of involuntary unemployment
6. Hysteresis, persistence or random walk theory of unemployment

Unemployment in the Classical Model: Minimum wage and Labour Market Rigidity



Unemployment in the Classical Model: A Numerical Example

Minimum wage, Labour Market Rigidity and Involuntary unemployment



Union-Employer Bargaining Model of the Natural Rate of Unemployment Model (Blanchard)

Price setting: $P = (1 + \mu)W$

Wage setting: $W = P^e N^s(u; z)$

Production function $Y = N$

P = price level, P^e expected price level, W = wage rate

μ = price mark up by firms u = unemployment rate,

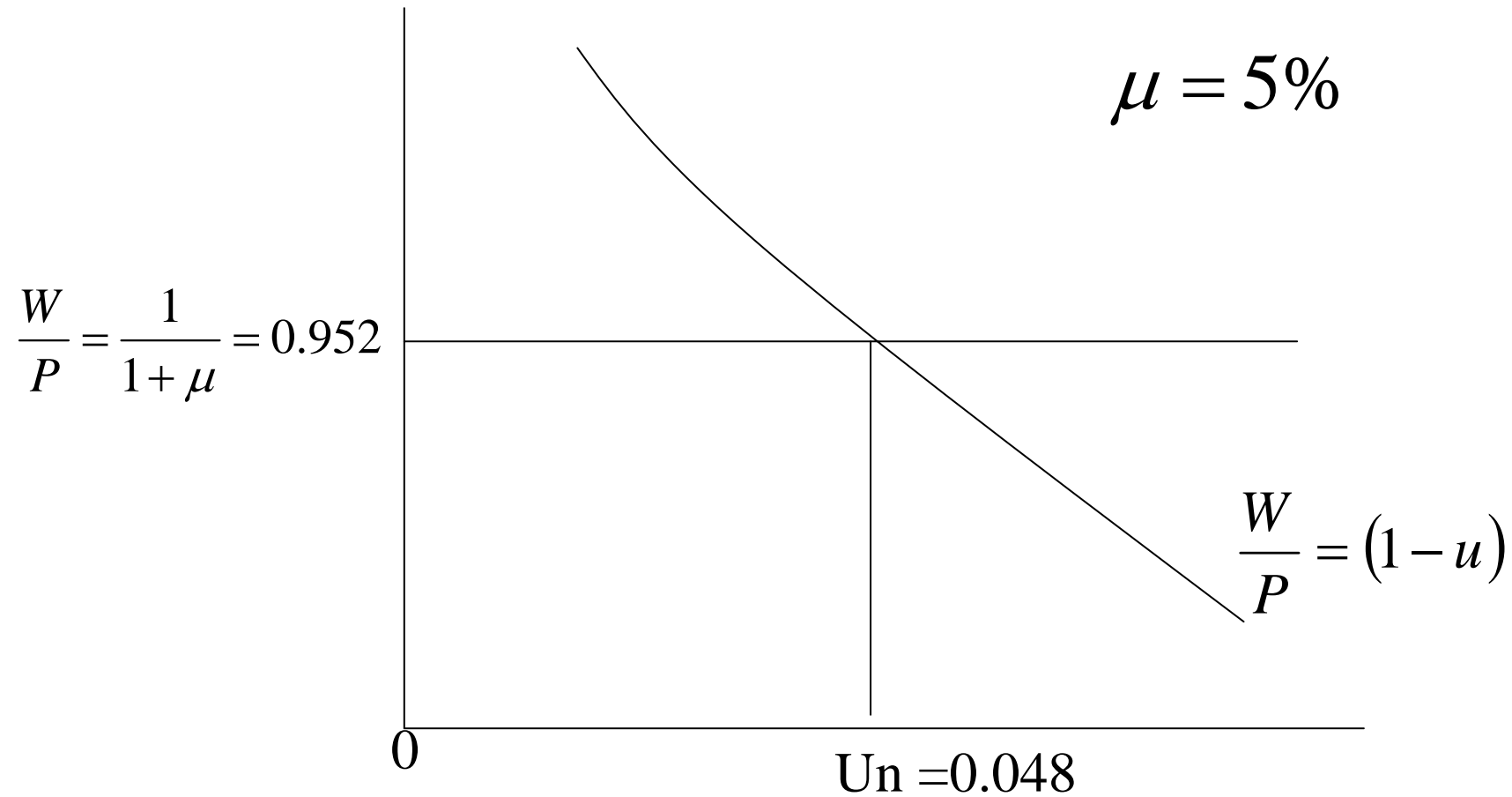
L = labour force, N = number of employed people

Z labour market factors such as

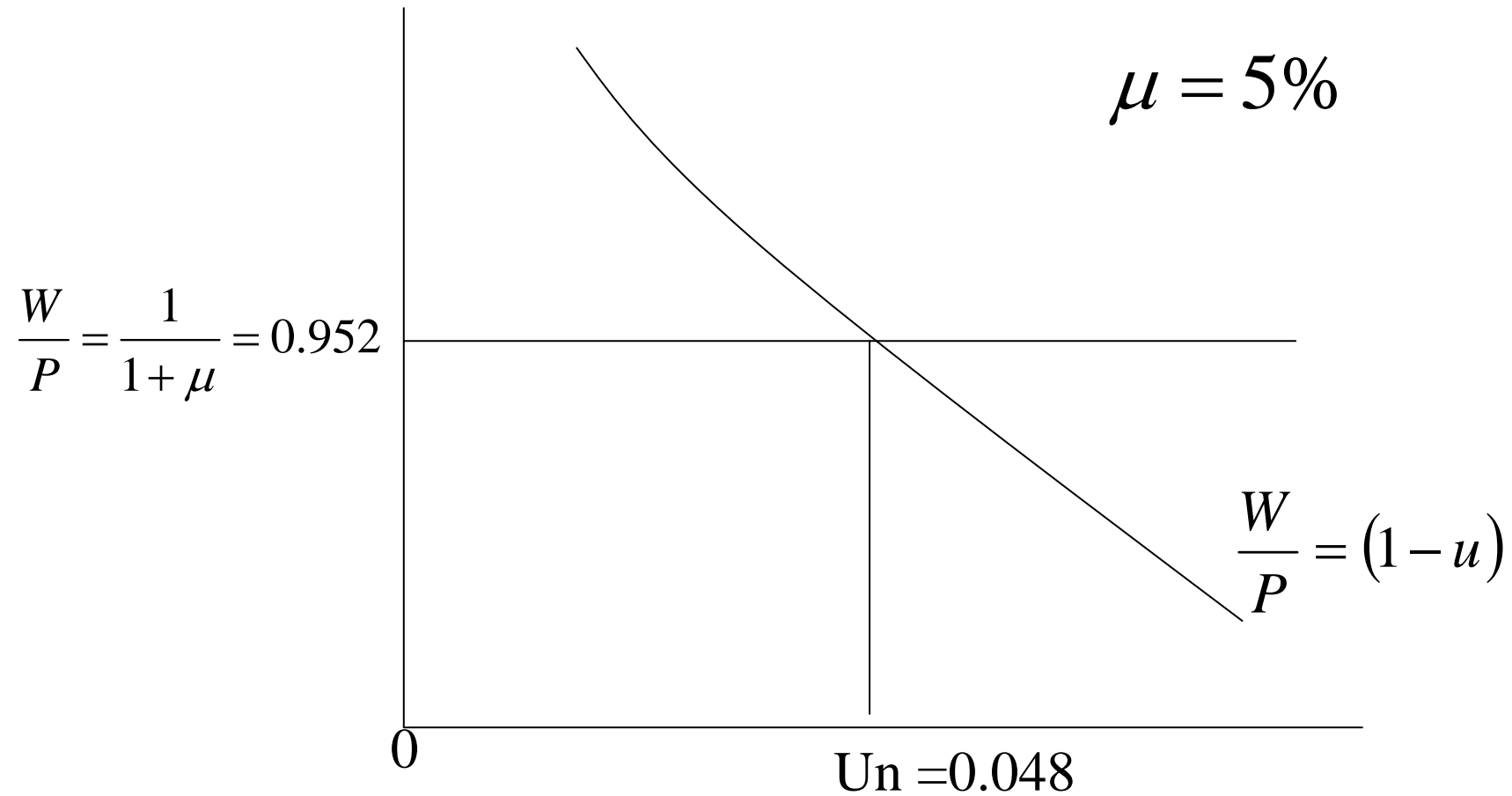
reservation wage, taxes, union bargaining power,
upward pressure on wages by minimum wage laws,
benefits and efficiency wage arguments, Structural
change

Firms set price with a mark up on wage rate. Union's demand for wage depends on labour market factors, Z . Natural rate of unemployment is outcome of the union-firm (employer) bargaining process.

Real wage, Mark up and the Natural Rate of Unemployment

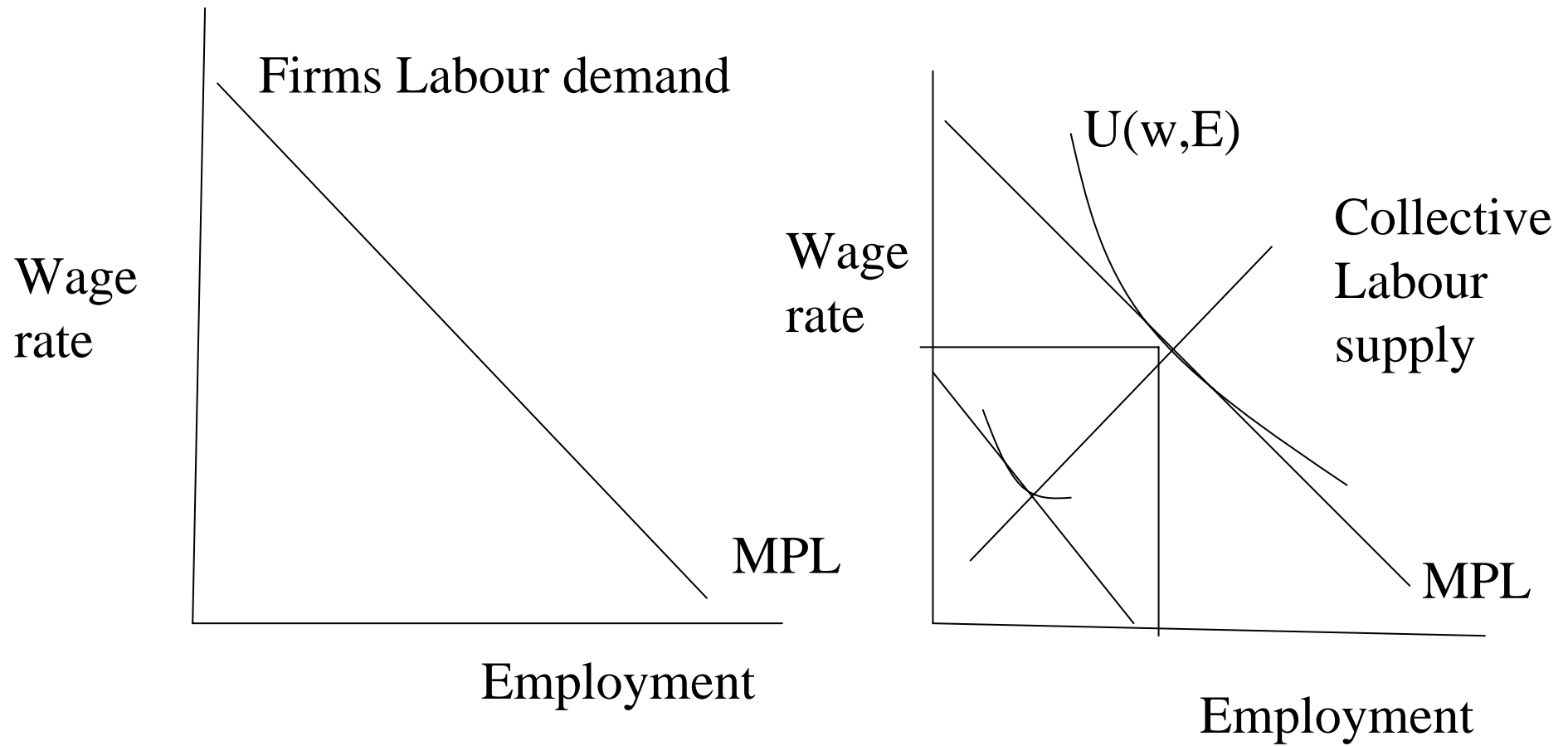


Real wage, Mark up and the Natural Rate of Unemployment

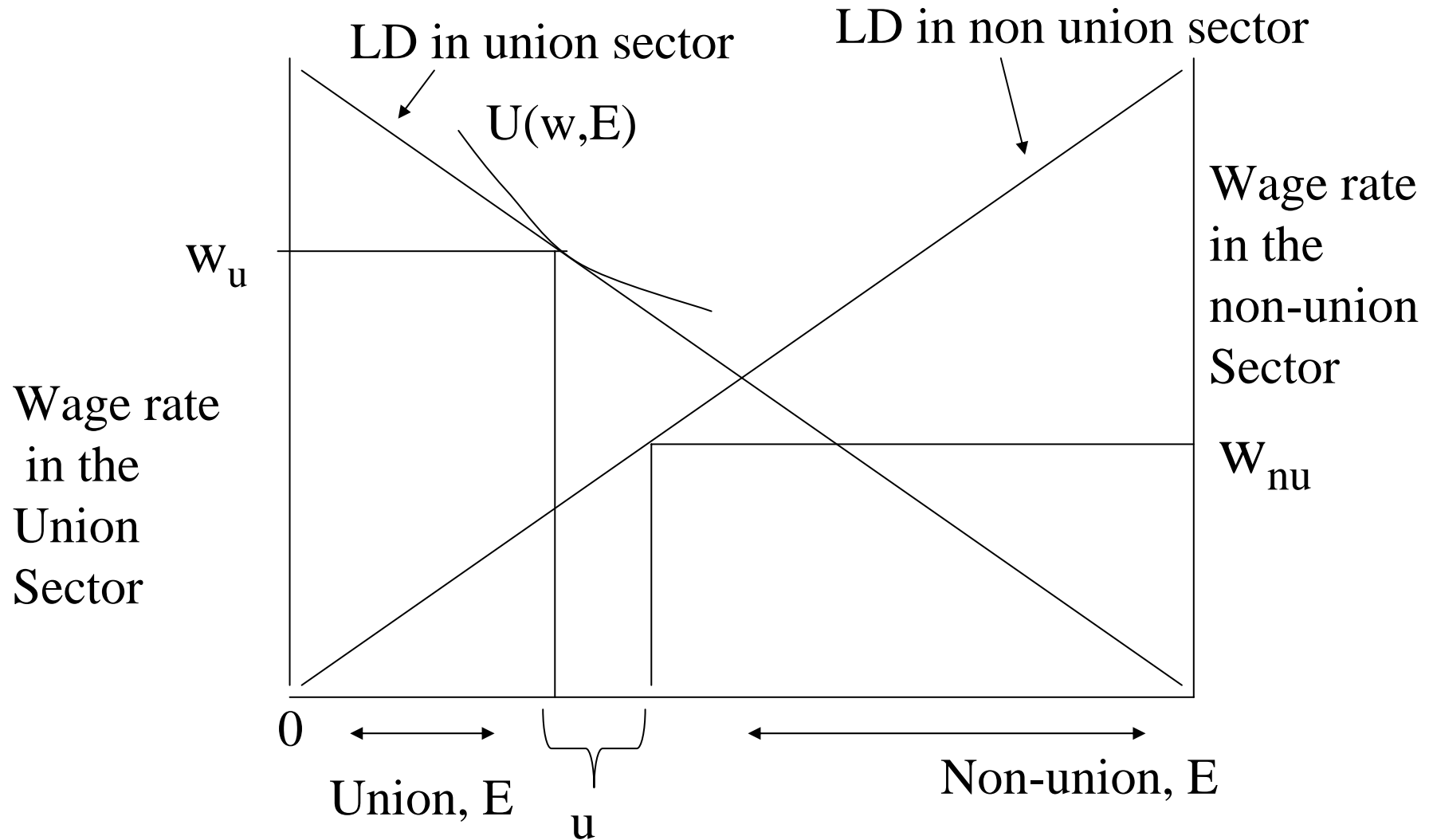


Firms Demand for labour

Unions wage employment preference



Insider-Outsider Model of Unemployment with Wage rates and Employment in the Union and Non-union Sectors



Frictional Unemployment

Labour force: $L = E + U$

Unemployment: $\Delta U = sE - fU$

Steady state

$$\left\{ \begin{array}{l} \Delta U = 0 \\ sE = fU \\ s(L - U) = fU \end{array} \right.$$

Frictional Unemployment rate: $\frac{U}{L} = \frac{s}{s + f}$

Frictional Unemployment Rate

Labour force: $L = E + U$

(ΔU) Change in the number of people unemployed

(sE) those who quite the job and

(fU) those who find a new job:

$$\Delta U = sE - fU$$

Labor market balance in the steady state

$$\Delta U = 0$$

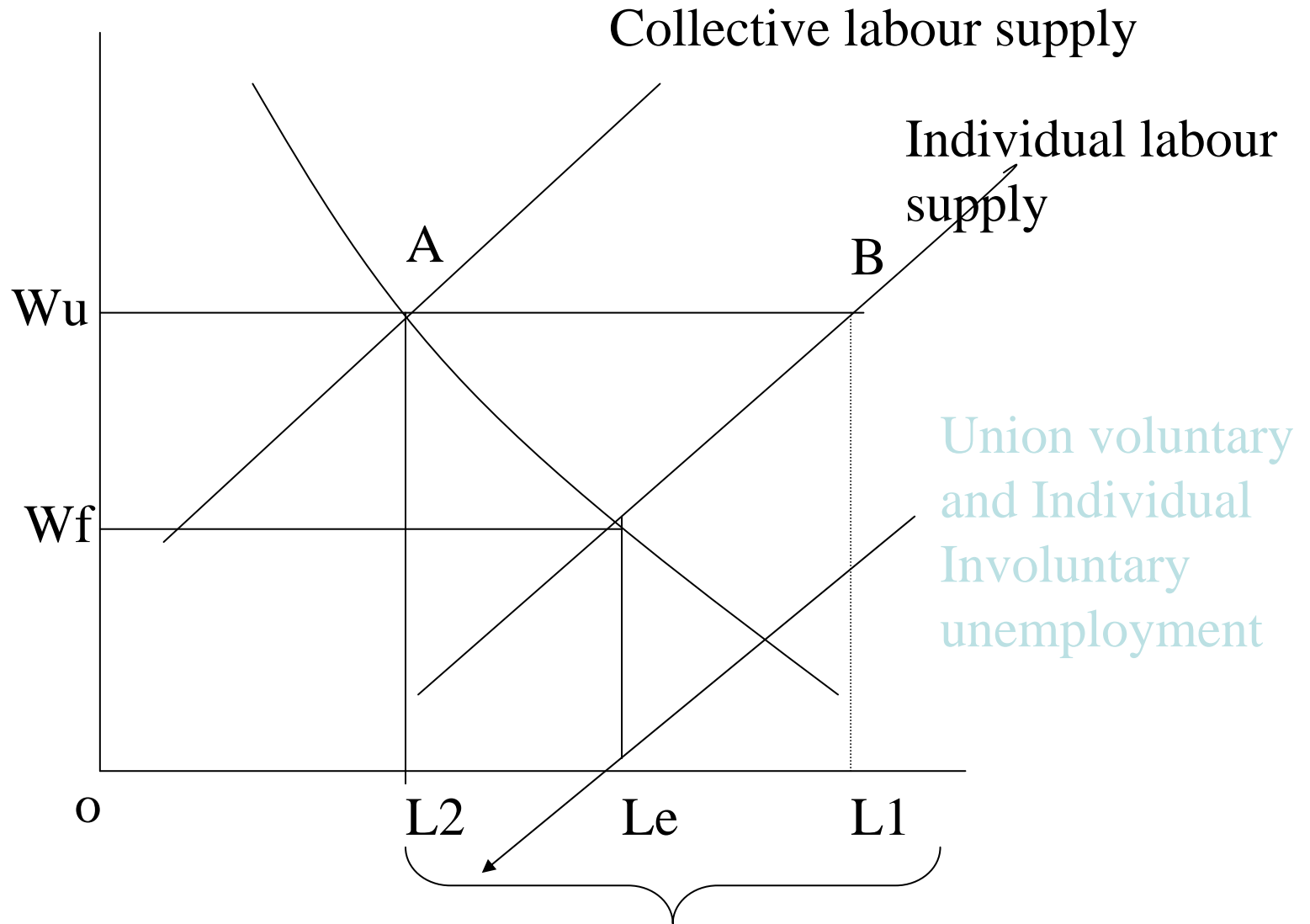
$$sE = fU \quad \text{or} \quad s(L - U) = fU$$

$$\text{Unemployment rate: } \frac{U}{L} = \frac{s}{s + f}$$

unemployment rate is high if s is high.

s = separation rate f = finding rate

Involuntary Unemployment in the Collective Bargaining



Structural unemployment: Labour Market Rigidity

- It occurs because of redundancies due to the structural change in the economy.
- Some skill become obsolete and people with these skills become unemployed.
- It happens when an old technology is replaced by new technology of production.
- Some sectors and regions experience outflow of capital resources, become less attractive place for investment, therefore experience less demand for labour and higher unemployment rate.

Measures to reduce unemployment rate

European governments have taken several steps to solve the problem.

Structural unemployment is gradually declining in Europe in late 1990s for reasons such as:

- a) tighter benefit eligibility criteria
- b) “New Deal” type measure which makes work pay by carrot and stick policy
- c) use of information technology in creating vacancy databases which any job seeker can easily access using touchscreens in local labour market offices
- d) CV data banks where employer can access CVs of job applicants
- e) One-stop shop concept which bring different services required by a job seeker into a single place e) strengthening of Public employment services

Supply side: manpower planning approach to unemployment problem;₃₃
skill formation, New Deal – unemployment to work programmes.

References

- Ball L. (1999) Aggregate Demand and Long-Run Unemployment, *Brookings Paper on Economic Activity*, 2.
- Ball L. and D. Romer (1990) Real Rigidities and the Non-Neutrality of Money, *Review of Economic Studies*, 1990 57 183-203.
- Ball L., Mankiw G. and D. Romer (1988) "The New Keynesian Economics and Output-Inflation Trade-off", *Brookings Papers in Economic Activity*, 1:1-65.
- Barro R.J. (1995) Inflation and Economic Growth, *Bank of England Quarterly Bulletin*, vol. 35, no. 2, May, pp. 166-175.
- Bean C (1994) European Unemployment: A Survey, *Journal of Economic Perspectives*, 32:573-619.
- Bianchi and Zoega (1998) Unemployment Persistence: Does the Size of the Shock Matter, *Journal of Applied Econometrics*, 13:283-304 (1998).
- Blanchflower D.G and A. Oswald (1994) Estimating A Wage Curve for Britain, 1973-90, *Economic Journal*, September, 1025-1043. Also *Wage Curve*, MIT Press.
- Blanchard O.J. and L.H. Summers (1986) Hysteresis and the European Unemployment Problem in S.Fischer ed. *Macroeconomic Annual*, NBER.
- Blanchard O.J. and Katz L (1997) The Natural Rate of Unemployment, *Journal of Economic Perspectives*, 11:51:72.
- Brunner K, A.H. Meltzer and G McGuire (1976) *The Phillips Curve and Labour Markets*, North Holland.
- Caballero R.J. and M.L. Hammour (1994) The Cleansing Effect of Recession, *American Economic Review*, 84:1350-68.
- Cross R (1988) Unemployment, Hysteresis and the Natural Rate Hypothesis, Basil Blackwell.
- Davidson P. (1988) Post Keynesian Employment Analysis and the Macroeconomics of OECD Unemployment, *Economic Journal*, May 817-831.
- Dixon Huw (1988) A Simple Model of Imperfect Competition with Walrassian Features in R.Cross ed. *Unemployment, Hysteresis and the Natural Rate Hypothesis*, Basil Blackwell.
- Friedman, M.(1968) The Role of Monetary Policy, *American Economic Review*, vol. LVIII, March no.1.
- Fisher, S.(1977) Long-Term Contracts, Rational Expectations, and the Optimal Money Supply Rule, *Journal of Political Economy*, vol.85, no.1.
- Goodhart C (1989) The Conduct of Monetary Policy, *Economic Journal*, 99, June, pp. 293-346.
- Grubb D (1986) Topics in OECD Phillips Curve, *Economic Journal* 96:55-79.
- Hicks, J. R. (1937) Mr. Keynes and the "Classics"; A Suggested Interpretations, *Econometrica* 5 .
- Hendry DF. (1993) *Econometrics Alchemy or Science*, Basil Blackwell.
- Holly S and M Weale (Eds.) *Econometric Modelling: Techniques and Applications*, pp.69-93, the Cambridge University Press, 2000.
- Hoon T H (2001) Adjustment of wages and equilibrium unemployment in a Ricardian global economy, *Journal of International Economics* 54 (2001) 193-209.
- Hutchinson M.M. and C.E. Walsh (1998) The Output-Inflation Trade-off and Central Bank Reform: Evidence from New Zealand, *Economic Journal* 108:703-725.
- Julius DeAnne (1998) Inflation and growth in a service economy, *Bank of England Quarterly Bulletin*, November, pp. 338-346.
- King M. (2004) The Institutions of Monetary Policy, Speech Given to the American Economic Association Meeting in San Diago, January. <http://www.bankofengland.co.uk>.
- Kydland, F. E. and Prescott, E. C. (1977) Time to Build and Aggregate Fluctuations, *Econometrica*, 50:pp.1345-1370.
- Layard R and S. Nickell (1986) Unemployment in Britain, *Economica*, 53: S121-69.
- Layard R and S. Nickell (1990) Is Unemployment Lower if Unions Bargain Over Employment?, *Quarterly Journal of Economics*, 3, 773-87.
- Layard R , S. Nickell and R Jackman (1991) *Unemployment*, Oxford University Press.
- Lewis Arthur (1954) Economic Development with Unlimited Supply of Labour, *The Manchester School of Economics and Social Studies*, XXII No.2 May.
- Lindebeck A. and Snower D.J. (1988) *The Insider-Outsider Theory of Employment and Unemployment*, Cambridge University Press.
- Lockwood B. and A. Manning (1989) Dynamic Wage-Employment Bargaining with Employment Adjustment Costs, *Economic Journal* December 1145-1158.

References

- Lockwood B., M. Miller and L Zhang (1998) Designing Monetary Policy when Unemployment Persists, *Economica* (1998) 65 327-45.
- Lucas R E and L. A Rapping (1969) Real Wages, Employment and Inflation, *Journal of Political Economy*, vol. 77, issue 5, 721-754.
- Madsen J B (1998) General Equilibrium Macroeconomic Models of Unemployment: Can They Explain the Unemployment Path in OECD? *Economic Journal* 108 May 850-867.
- Mankiw G. N. (1985) Small Menu Costs and large Business Cycles: A macroeconomic Model of Monopoly, *Quarterly Journal of Economics*, pp.529-537.
- Manning, A.(1995) Development in Labour Market Theory and their implications for macroeconomic Policy, *Scottish Journal of Political Economy*, vol.42, no. 3, August.
- McDonald I.M and R.M. Solow (1981) Wage Bargaining and Employment, vol.71 No.5, 896:908.
- Monetary Policy Committee Bank of England (1999) The Transmission Mechanism of Monetary Policy, www.bankofengland.co.uk.
- Nickell S. (1998) Unemployment: Questions and Some Answers, *Economic Journal*,108, 803-816.
- Nickell S. and G. Quintini (2003) Nominal Wage Rigidity and the Rate of Inflation, *Economic Journal* 113:490:762-781.
- Nickel S (1990) Unemployment Survey, *Economic Journal*, June, pp 391-439.
- Nickell, S. (1990), "Inflation and the UK Labor Market," *Oxford Review of Economic Policy*; 6(4) Winter.
- OECD (1994) The OECD Jobs Study: Evidence and Explanations, Paris, OECD.
- Phelps E.S. (1994) Structural Slumps, Harvard University Press.
- Phelps, Edmund S. (1968), Money-Wage Dynamics and Labor-market equilibrium, *Journal of Political Economy*, vol. 76, pp. 678-710.
- Phelps E. S. and G. Zoega (1998) Natural Rate Theory and OECD Unemployment, *Economic Journal*, 108, 782-801.
- Phelps E. S. and J.B. Taylor (1977) Stabilisation Powers of Monetary Policy under Rational Expectations, *Journal of Political Economy*, vol.85 no. 1, pp. 163-190.
- Phillips, A. W., (1958) The Relation Between Unemployment and the Rate of Change of Money Wage Rates in the United Kingdom, 1861-1957, *Economica*, pp.283-299.
- Pissarides C A (2000) *Equilibrium Unemployment Theory*, MIT Press.
- Taylor J B (1972) Staggered Wage Setting in a Macro Model, *American Economic Review*, 62, pages 1-18.
- Sarantis N. (1993) Distribution, aggregate demand and unemployment in the OECD countries, *Economic Journal*, vol. 103 : 459-67.
- Summers (1988) Should Keynesian Economics Dispense with the Phillips Curve ? in R. Cross ed. *Unemployment, Hysteresis and the Natural Rate Hypothesis*, Basil Blackwell.
- Roed K. and T. Zhang (2003) Does Unemployment Compensation Affect Unemployment Duration? *Economic Journal* 113:484:190-206.
- Yellen J. L (1984) Efficiency wage models of unemployment, *American Economic Review* papers and proceedings vol.74 No.2, May, pp. 199-205.